MAY 2025 ONLINE - ISSN - 2581-9879 ISSN - 0076-2571

Maharatta

Peer Reviewed Journal

Conference Proceedings

"Spectrum of Opportunities in IT and Management" (SIOM 2025)

21 Feb 2025

ONLINE ISSN - 2581-9879

ISSN - 0076-2571

Mahratta

MAY 2025

EDITOR - **DR. DEEPAK J. TILAK**

EXECUTIVE EDITOR - **DR. GEETALI TILAK**

EDITORIAL ADVISOR - **RAMDAS NEHULKAR**

Tilak Maharashtra Vidyapeeth Pune

Conference Proceedings

Spectrum of opportunities in IT & Management

2025(SOIM2025)

(21 Feb 2025)

Editorial Board

Dr. Deepak Tilak

Dr. Geetali Tilak

Dr. C Sunanda Yadav

Dr. Asmita Namjoshi

Dr. Supriya Nagarkar

Dr. Minal Kalamkar

The IT industry is dynamic in nature. Over the past three years, a significant change in the IT industry has been the extensive uptake and incorporation of Artificial Intelligence (AI) throughout different sectors. This encompasses progress in generative AI, cloud computing, and 5G technology, all fueling a phase of transformative change. Moreover, attention has shifted from conventional IT services to emerging fields such as data analytics, digital marketing, and cyber security, demonstrating changing customer demands and technological progress.

The conference "Spectrum of Opportunities in IT and Management" (SIOM 2025) Organized by TMV's Department of Computer Science will set a pathway for discussion and technological debate, on advancement in technology and management. How it can help academics to enhance teaching learning? Explore possibility where collaborative work with industry can contribute in innovation and research.

Through is conference we expect to gain knowledge about new trends evolving in IT and Management sector. Indentify areas where research can be conducted. Finally academician's role identifies adapt some trends include in curriculum that will benefit student.

G.D. Tilak

Dr. Geetali Tilak
Convenor

CONTENT

1) A Study on Consumer Satisfaction Towards DMart .....
Sneha Vikas Bharma, Soman Sudhir 4
2) Increase in Processing of Systems using HPP .....
Kedar Desai, Sagar Atugade 9
3) Using Cloud Services for Managing
Large-Scale Research Data Sets .....
Sahil Gawade, Shruti Gosavi 17
4) The Evolution of Verifiable Credentials in
the Digital Identity Ecosystem .....
Poonam Ghule , Dr. Dheeraj Singh 23
5) Sustainable Computing: Green
Technologies in the Digital Age .....
Ashish Ingulkar, Dr. Abhijit Parchure 29
6) Impact of AI on Employability in India .....
Kailas Sanjay Jare, Deepmala Sharma 35
7) Navigating the Digital Landscape:
The Impact of Social Media on the Young Generation, Social Behavior,
and Academic Performance in Young Adults.....
Vijayshri Jounjal, Babli Rai 43
8) Big Data Analytics in Healthcare:
Opportunities and Challenges .....
Sakshi Laxman Kale , Rajnandini Phalke 49
9) DiscussionontheRoleofVideoGamesinChildhoodStudying
AdityaKaranjekar, PournimaJangle 59
10) Advances and Trends in Database Systems .....
Aniket Narayan Kolhal, Dr. Asmita Namjoshi 65
11) Analysing IT Infrastructure in Educational Institutions .....
Pranay Manjalkar, Rakesh Patil 68

12) Assessment of User Experience (UX)
Design Trends in Mobile Applications .....
Mansi Maawale, Dr. Minal Kalamkar 79
13) The Impact of Social Media Reels
on Youth: A Boon or Curse .....
Vedant Naik, Ashwini Malani 83
14) Smart Healthcare: Leveraging AI
for Personalized Doctor Recommendations .....
Mr Rohit Harikaran Sharma, Dr Supriya Nagarkar 89
15) Study for Mixed methods in education
for computer science students .....
Miss. Aditi Baliram Shinde, Kshitija Patil 99
16) Review on Medical Survey Report health Trend .....
Snehal Balakrishna Sutar , Aishwarya Purkar 108
17) Impact of High-Performance
Computing (HPC) on Processing Speed .....
Sujal Ukirde , Reena Bhati..... 112
18) A Study on Music Therapy and
Its Impact on Mental Health.....
Vishwaprasad Mahadev Wadekar, Tejas Jadhav..... 122
19) "The Future Of Human-Computer Interaction".....
Roshan Yadav, Dr. Rashmi Dongre 127

Publisher
Tilak Maharashtra Vidyapeeth,
Vidyapeeth Bhavan, Gultekdi, Pune - 411037
ONLINE ISSN - 2581-9879 ISSN - 0076-2571
© All rights reserved. No part of this book
shallbe reproduced in any manner without written permission.
Year of Publication 2025
Printer - Kesari Mudranalay 568, Narayan Peth, Pune - 411 030.
E-mail - editor@mahratta.org / kesarimahratta@gmail.com
papers@mahratta.org / Ph-(020) 24459250. 24459051

A Study on Consumer Satisfaction Towards DMart

Sneha Vikas Bharma
Student of MCA, TMV
snehabharmal8@gmail.com

Soman Sudhir
Assistant professor Department of Computer Science,
Tilak Maharashtra Vidyapeeth,
Pune 411037

Abstract

In today's fast-paced retail industry, consumer satisfaction plays a pivotal role in determining a brand's long-term success. Among India's leading retail chains, DMart has gained popularity for its value-for-money offerings, wide product range, and efficient store management. This study aims to explore and evaluate the factors influencing customer satisfaction at DMart, particularly looking into pricing strategies, product availability, store environment, and customer service. Through primary data collection and analysis, this research highlights key areas where DMart succeeds and also identifies areas of improvement, reflecting the changing expectations of modern consumers.

Keywords: Supermarket, consumer satisfaction, modern consumer,

Introduction:

Retail businesses are growing rapidly across India, with a strong emphasis on customer preferences and satisfaction. One such prominent player is DMart, a one-stop retail chain known for selling products at relatively lower prices while maintaining decent quality and service. Consumer satisfaction is a key performance indicator in retail, which not only influences brand loyalty but also significantly affects the company's market reputation and sales.
The core objective of this study is to assess how customers perceive DMart's service quality, product assortment, pricing structure, and overall shopping experience. Given that DMart operates in a highly competitive market, understanding its success factors through the lens of customer feedback becomes essential.

Objectives of the Study
The research aims to:

1.Understand the level of satisfaction of customers shopping at DMart.

2.Analyze factors such as pricing, quality, and variety of products in relation to consumer expectations.

3.Evaluate how customer service and store layout impact overall satisfaction.

4.Provide suggestions to enhance the shopping experience and retain customer loyalty.

Research Methodology

The study is empirical in nature, based on primary data collected through a structured questionnaire distributed among 100 respondents who regularly shop at DMart. The sampling technique used was convenience sampling, and data was analyzed using percentage analysis and graphical representations. The questions focused on different dimensions such as product availability, staff behavior, store ambiance, and checkout process.
Secondary data was gathered from company reports, articles, websites, and academic journals to support the primary findings and give a holistic view of consumer satisfaction in the retail sector.

Review of Literature

According to multiple studies, consumer behavior and satisfaction in the retail sector are largely influenced by price competitiveness, store accessibility, and customer engagement. A study by Jain and Bagdare (2011) emphasized that in-store experience has a direct impact on consumer emotions and repeat purchases. Similarly, Singh and Kaur (2016) highlighted the importance of inventory management and shelf display in attracting customers.
DMart has been praised for maintaining low-cost operations, resulting in lower product prices compared to its competitors like Big Bazaar and Reliance Smart. The literature also indicates that today's consumers are not just price-sensitive but also seek quality service and convenient shopping environments.

Data Analysis & Interpretation

1.Frequency of Visits:

A majority of respondents visit DMart once a week, showing a strong preference for the brand for regular shopping. This indicates high customer dependence and loyalty.

2.Satisfaction with Product Variety

72% of customers are satisfied with the wide range of products, particularly in the grocery and household section. However, a few pointed out the lack of branded clothing or limited electronics options.

3.Perception of Pricing

Almost 85% of respondents agree that DMart offers affordable prices, often lower than other retail chains. This is considered one of the major attraction points for customers.

4.Store Ambience and Layout

Most participants appreciated the clean and organized store layout, although some felt that crowded aisles during peak hours make shopping less comfortable.

5.Customer Service Experience

While the billing process is generally smooth, around 20% of respondents found the staff unresponsive or lacking product knowledge, especially during rush hours.

Visual Representation of Findings:

1. Customer Satisfaction Bar Chart

Satisfaction Criteria	% Satisfied
Product Variety	72%
Pricing	85%
Store Layout	78%
Customer Service	68%
Billing and Checkout	75%

Bar Chart depicting satisfaction levels across different parameters.

2. Reasons for Visiting DMart – Pie Chart

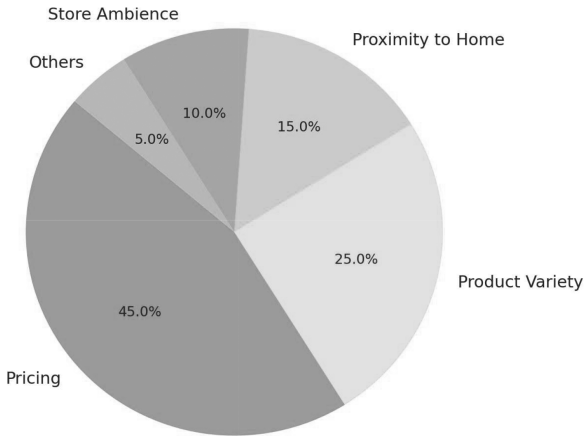

Findings:

1.Affordability remains the top reason customers prefer DMart.

2.The variety of products is another major strength.

3.Billing speed and in-store organization are generally appreciated.

4.There is scope for improvement in staff training and behavior.

5.Consumers expect better handling of crowds during peak times.

Suggestions:

To further improve customer satisfaction, DMart should consider:

Training staff on customer interaction and product knowledge.

Expanding product range in fashion and electronics.

Implementing digital queue systems during peak hours.

Launching a loyalty program or app-based offers for frequent shoppers.

Providing more self-checkout counters to reduce wait times.

Conclusion:

The study clearly shows that DMart has managed to build a strong customer base through its value-for-money approach, clean and organized stores, and efficient operations. However, to maintain its position and meet evolving customer expectations, DMart needs to invest more in staff engagement, digital transformation, and product diversification. With these improvements, DMart can continue to set benchmarks in the Indian retail industry and ensure sustainable customer satisfaction.

References:

1.Kotler, P., & Keller, K. L. (2016). Marketing Management (15th ed.).

2.Schiffman, L. G., & Kanuk, L. L. (2010). Consumer Behavior (10th ed.).

3.Zeithaml, V. A., Bitner, M. J., & Gremler, D. D. (2017).

4.DMart Annual Report 2022-23. Avenue Supermarts Ltd.
https://www.dmartindia.com/investor-information

5.ResearchGate – Various studies on Indian retail consumer satisfaction
https://www.researchgate.net

6.The Economic Times. (2023). DMart's Growth Story in Indian Retail.
https://economictimes.indiatimes.com

7.Statista. (2023). Retail consumer satisfaction in India – Insights and Reports.
https://www.statista.com

***

Increase in Processing of Systems using HPP

Kedar Desai
Student of MCA, TMV
desaikedar7@gmail.com

Sagar Atugade
Assistant professor Department of Computer Science,
Tilak Maharashtra Vidyapeeth,
Pune 411037

Abstract

This research dives into why it's essential to announce the processing capabilities of systems using HPP technology. With the growing complexity of computational tasks and the surge in data we need to handle, boosting processing speed has become a must for industries striving to deliver real-time results to consumers. HPP can help us achieve this It's already making waves in areas like artificial intelligence, real-time data analysis, and the Internet of Things.

It's a computing approach that combines different types of processors or cores in a single system to tackle tasks in parallel. By taking advantage of the unique strengths of various processing units—like CPUs, GPUs, FPGAs, and specialized accelerators—we can optimize performance for specific tasks.

Keywords: Heterogeneous Parallel Processing (HPP), processing capabilities, computing, technology

I)Introduction-

In computer science, a processing system is basically a specific architecture or design used to handle computational tasks. There are so many types of systems we encounter, like simulation environments, central processing units (CPUs), embedded systems, graphics processing units (GPUs), and very large-scale integration (VLSI) structures.

These systems are important because they help perform operations and manipulate data to achieve goals like real-time capabilities or solving tricky problems in biomedical engineering.

a)Industry Analysis

In recent years, much has been discussed regarding the computing industry's widespread shift to parallel computing. Nearly all consumer computers shipped in 2010 were expected to come with multicore central processors. From the introduction of dual-core, low-end netbook machines to 8- and 16-core workstation computers, parallel computing is no longer relegated to exotic supercomputers or mainframes. Moreover, electronic devices such as mobile phones and portable music players have begun to incorporate parallel computing capabilities to provide functionality well beyond those of their predecessors. More and more, a variety of parallel computing platforms and technologies will need to be coped with by software developers to provide novel and rich experiences for an increasingly sophisticated base of users. Command prompts are out; multithreaded graphical interfaces are in. Cellular phones that only make calls are out; phones that can simultaneously play music, browse the Web, and provide GPS services are inn.

b)Research Problem

This research aims to describe how challenges can be addressed by Heterogeneous Parallel Processing (HPP) through the integration of diverse processing units to optimize task execution. Specifically, the current landscape of HPP implementations, the factors driving the need for increased processing power, and the impact of these enhancements on overall system performance and efficiency are sought to be understood by the study.

c)Research Objective

Here are some key questions we're exploring in our research on Heterogeneous Parallel Processing (HPP):

What are the primary factors influencing the need for increased processing capabilities in contemporary computing systems?

How do existing HPP architectures compare in performance and efficiency against traditional homogeneous processing systems?

What common challenges and limitations do organizations encounter when implementing HPP systems? This includes technical, operational, and cost-related issues.

How does increased processing power through HPP impact key performance indicators like latency, throughput, scalability, and energy efficiency in real-world applications?

In what ways do improvements in processing power through HPP affect user experience? We're looking at response times, application usability, and satisfaction levels.

d)Limitations

This research paper will not dive deep into how different components work and their integration into a system or any internal working of the system in relation to operating system processes or any other services.

II) Review of Literature-

A literature review on heterogeneous parallel programming covers a wide range of topics, technologies, frameworks, and methodologies that facilitate the development of software capable of efficiently utilizing heterogeneous computing resources. Heterogeneous parallel programming involves leveraging different types of processing elements, such as CPUs, GPUs, FPGAs, and other accelerators, to optimize performance and energy efficiency in executing parallel tasks.

1)Key Technologies and Frameworks

Several tools and frameworks have emerged to facilitate heterogeneous parallel programming:

- OpenCL: OpenCL (Open Computing Language) is a framework for writing programs that can execute across heterogeneous platforms. It allows developers to write code that can run on CPUs, GPUs, and other processors. Literature on OpenCL discusses its architecture, programming model, and performance implications (Khronos Group, 2020).

- CUDA: NVIDIA's CUDA (Compute Unified Device Architecture) is a parallel computing platform and application programming interface (API) specifically designed for GPU computing. Research involving CUDA focuses on optimizations and programming patterns, particularly in domains such as deep

learning and scientific computing (NVIDA, 2021).

- OpenMP: OpenMP (Open Multi-Processing) is primarily used for shared-memory parallel programming. Recent developments include its integration with offloading capabilities to GPUs, making it relevant for heterogeneous systems. Studies analyze its performance and ease of use in heterogeneous environments (Dagum& Menon, 1998).

2) Applicationsof Heterogeneous Parallel Programming

Heterogeneous parallel programming has proven beneficial across various domains:

Scientific Computing: Applications in simulations and numerical methods often leverage GPUs to enhance computational speed and data handling efficiency (Geng et al., 2017).

Machine Learning: Workloads such as deep learning benefit greatly from the combined processing power of CPUs and GPUs, leading to decreased training times and improved model accuracy (Goyal et al., 2017).

Computer Vision: Techniques for image and video processing frequently utilize heterogeneous architectures to handle large datasets and perform complex algorithms in real-time (Zhao et al., 2019).

3) Challenges in Heterogeneous Parallel Programming

Despite its advantages, heterogeneous parallel programming faces several challenges:

Portability: Code written for one set of hardware may not run optimally on another. Literature often discusses ways to abstract hardware details while maintaining performance (Kirk & Hwu, 2016).

Debugging and Profiling: Debugging parallel applications can be complex due to concurrency issues and multiple processing elements. Tools and methodologies for profiling performance on heterogeneous systems are actively researched (Choi et al., 2020).FutureDirectionsandEmergingTechnologies

4)Future Directions

Future research in heterogeneous parallel programming may involve:

Emerging Architectures: Investigating new hardware technologies such as quantum computing, neuromorphic computing, and more sophisticated hybrid architectures.

Machine Learning and AI Integration: Heterogeneous systems will play a crucial role in advancing AI applications, leading to more adaptive and intelligent systems.

Enhanced Programming Models: Continued development of higher-level programming abstractions that simplify the use of heterogeneous systems for developers, making them more accessible (Harris et al., 2021).

III)Research Methodology

A research methodology describes the techniques and procedures used to identify and analyze information regarding a specific research topic. It is a process by which researchers design their study so that they can achieve their objectives using the selected research instruments. It includes all the important aspects of research, including research design, data collection methods, data analysis methods, and the overall framework within which the research is conducted. While these points can help you understand what is research methodology, you also need to know why it is important to pick the right methodology.

Descriptive Research methodology

Research methodology used in this paper is Descriptive Research methology. Descriptive research aims to accurately and systematically describe a population, situation or phenomenon. It can answer what, where, when and how questions, but not why questions.

A descriptive research design can use a wide variety of research methods to investigate one or more variables. Unlike in experimental research, the researcher does not control or manipulate any of the variables, but only observes and measures them.

This paper focuses on describing how Heterogeneous parallel processing how an impact on processing of system and how it can impact complex

application and our daily lives.

Research Design

The research will be conducted by using various types of Benchmark Programs to view the performance of components like CPU and GPU on different types of workload to get their matrics in a heterogeneous system and its comparison with traditional systems.

Hypothesis

Heterogeneous parallel processing results in a significant increase in processing speed compared to homogeneous parallel processing for specific workloads.

Certain types of workloads (e.g., graphics processing, machine learning) show greater performance improvements with heterogeneous processing.

Data Collection

Data collection will be done using profiling tools like:

NVIDIA Nsight: For GPU performance metrics.

Intel VTune: For CPU performance analysis.

These tools can provide detailed performance data from various workload.

This can help in gathering of metrics such as:

Speedup achieved

Execution time for specific tasks

Resource utilization (CPU, GPU, memory)

Energy efficiency metrics

Sampling Method

To procure sample data, method will be to run programs of different workloads on both CPU and GPU to get their Speed, Execution, Resource utilization, etc. Than the same programs will be executed on traditional system containing only CPU and systems containing HPP. This helps in understanding the contribution of each component and their total impact on the system. The execution of program on GPU will be done in CUDA C to direct use NVIDIA GPU. The programs to be executed can be of any nature as long as it provide insights on component usage like for example calculation of prime numbers till 1 google which give us execution speed of components.

IV)Data Presentation and analysis

1) The calculations for prime numbers up to 1010010^{100}10100 will take a considerable amount of time on both CPU and GPU.

Run	CPU Execution Time	GPU Execution Time
1	12000	2000
2	11500	1800
3	13000	2200
4	12500	2100
5	11800	1900

Average CPU Time: 12160 seconds
Average GPU Time: 2000 seconds

2) We conduct multiple runs to gather execution times for processing an image (e.g., applying a Gaussian blur) using both CPU and GPU.

Run	CPU Execution Time	GPU Execution Time
1	5.0	1.2
2	5.5	1.0
3	4.8	1.1
4	5.2	1.3
5	5.1	1.1

Average CPU Time: 5.12 seconds
Average GPU Time: 1.14 seconds

V) Findings Suggestion and Conclusion

CPU(Central Processing Unit) and GPU(Graphic Processing Unit) both are important components of computing system, but they are assigned for different tasks. CPU has few powerful cores that are designed for general purpose ,Sequential Processing. GPU has many small cores that are designed especially for tasks like, especially for tasks like graphics rendering and parallel computation.

In the above two programs it is noted that GPU has a faster rate of processing than CPU, as GPUs support parallelism due to its multiple ALUs giving it more speed for processing , thus increasing processing of system .But as GPUs has large number of cores(ALUs) ,it has small number of control units which makes handling of entire system next to impossible with GPU only, which lead to usage of both CPUs and GPUs hand in hand .

Tasks like synchronous tasks such as operating system task, scheduling or memory management are handled by CPU and task having heavy computational takes such as graphics manipulation or mathematical calculation are done by GPU.

This technique/ usage of multiple processing components (heterogeneous parallel processing) gives system a high throughput and efficiency compared to traditional systems containing only CPU. As HPP gives high throughput than traditional systems, it also consumes a lot more power and has high component cost for GPUs .

Reference Books

1) CUDA By Example.
2) NVIDIA. (2021). CUDA Toolkit Documentation
3) Khronos Group. (2020). OpenCL Specification

Research Papers & Articles

1)Thakur, R., et al. (2019). Workload balancing in heterogeneous environments.
2)Zhao, Z., et al. (2019). Real-time Computer Vision on Heterogeneous Systems.
3)Geng, W., et al. (2017). Accelerating Scientific Computing with Heterogeneous Systems.

***

Using Cloud Services for Managing Large-Scale Research Data Sets

Sahil Gawade
Student MCA,TMV
Email: - sahilgawade612@gmail.com

Shruti Gosavi
Assistant professor Department of Computer Science,
Tilak Maharashtra Vidyapeeth,
Pune 411037

Abstract

Handling vast research datasets comes with significant hurdles related to storing, analysing, processing, and distributing the information. Cloud computing offers robust and scalable tools to effectively address these issues. Hurdles, offering scalability, flexibility, and cost-effectiveness. This paper explores how cloud services facilitate the management of big data in research, covering key advantages, available tools, best practices, The paper discusses the benefits of cloud services, including scalability, flexibility, and accessibility, while also highlighting real world applications in fields such as genomics, climate research, and healthcare. Finally, the paper examines the security and compliance aspects of using cloud services, ensuring that sensitive research data is protected in accordance with regulatory standards.

Keywords : Cloud computing, Security,Compliance, Research data

Introduction:

The rapid growth of big data has reshaped research methodologies in various fields, including healthcare, environmental studies, social sciences, and engineering. Modern research efforts produce vast quantities of data that require efficient methods for storage, processing, and analysis. Managing such large-scale datasets presents a significant challenge for researchers, particularly when working with complex, unstructured data.

Traditionally, research organizations relied on physical infrastructure such as servers, storage systems, and data centers to manage large datasets. The emergence of cloud computing has revolutionized this paradigm by providing

researchers with access to on-demand computing resources,
These include scalability, cost-effectiveness, enhanced collaboration, and high availability. Cloud platforms like Amazon Web Services (AWS), Microsoft Azure, and Google Cloud provide the infrastructure, software, and services necessary to store, process, and share large volumes of research data securely and efficiently.

With the increasing volume and complexity of research data, implementing effective data management strategies has become essential. This report examines the role of cloud technologies in organizing and handling large-scale research datasets. Focusing on their key features, advantages, and potential challenges. Additionally, it examines how cloud platforms support collaboration, ensure data security, and integrate advanced analytics tools, all of which are essential for modern research initiatives.

Cloud Storage Solutions for Research Data

Types of Cloud Storage:

Object Storage: Services like Amazon S3, Google Cloud Storage, and Azure Blob Storage are ideal for storing large volumes of unstructured data, such as research datasets.

Block Storage: Provides higher performance for databases or file systems where low-latency and highthroughput access are necessary.

File Storage: Suitable for research projects requiring file-level access, often offered by services like Amazon EFS or Azure File Storage.

Data Organization and Retrieval: Using metadata and indexing tools for easy search and retrieval.

Data Archiving and Backup: Utilizing cloud-based backup solutions to ensure the integrity and longevity of research data.

Version Control: Implementing cloud services with versioning features to keep track of changes to research data.

Cloud Computing for Data Processing and Analysis

Computational Power for Research Data: Cloud platforms such as Amazon Web Services (AWS), Google Cloud Platform (GCP), and Microsoft Azure offer robust computational resources, including high-performance computing (HPC) and machine learning tools, which can significantly accelerate data processing.

Tools for Data Analysis in the Cloud: Data Lakes: Platforms like AWS Lake Formation enable storing raw, unprocessed data in its native format for further analysis.

Machine Learning and AI: Platforms such as AWS Sage Maker and Google AI provide complete toolsets that support the creation, training, and deployment of machine learning models within the cloud environment.

Data Storage: Amazon S3, Google Cloud Storage, and Microsoft Azure Blob Storage provide cost-effective, scalable storage solutions.Tiered storage options enable users to balance cost and access speed based on data requirements.

Batch Processing: Services such as AWS Batch and Azure Data Factory support batch data handling by dividing large datasets into manageable segments. For real-time analytics, tools like Google Dataflow and Azure Stream Analytics enable continuous processing of data streams for tasks that require immediate insights.

Collaboration and Data Sharing in the Cloud

Real-Time Collaboration: Online collaboration platforms such as Google Drive, Microsoft OneDrive, GitHub, and GitLab facilitate team-based research by allowing seamless sharing of files, datasets, and source code among multiple contributors.

Data Sharing and Publication: Cloud platforms make it easy for researchers to share data with collaborators, while public repositories such as Zenodo and Figshare provide options for distributing research openly and ensuring wider accessibility. FAIR (Findable, Accessible, Interoperable, and Reusable) principles are increasingly being adopted in academic research.

Collaboration in Multi-Disciplinary Research: The cloud facilitates

multi-institutional collaboration by providing a unified platform for sharing data, workflows, and computational resources.

Version Control: Use tools like Git for maintaining document or code history. Avoid accidental overwrites with automatic versioning in platforms like Google Drive or SharePoint.

Establish Clear Policies: Define acceptable use policies for cloud collaboration tools. Train employees on secure data sharing practices.

Security and Compliance in Cloud-Based Research Data Management

Data Security Challenges: Research data may contain sensitive information, requiring strong security measures. Cloud providers implement encryption, multi-factor authentication, and access control protocols to secure data.

Compliance with Regulations: Many research projects must comply with data protection regulations like GDPR, HIPAA, or 21 CFR Part 11. Cloud providers offer services designed to meet these regulatory standards.

Data Privacy in Cloud Environments: Researchers must ensure that sensitive data is adequately protected during storage, transfer, and processing in the cloud, using encryption and data anonymization techniques.

Encryption: To ensure data security, encryption should be applied both during storage and transmission using standards such as TLS and AES-256. Platforms like AWS Key Management Service (KMS) allow the use of customer-controlled encryption keys for enhanced protection.

Access Control: Apply Role-Based Access Control (RBAC) alongside the least privilege approach to limit user permissions. Strengthen account security by enabling Multi-Factor Authentication (MFA) across all cloud services.

Data Masking and Tokenization: Mask sensitive data to minimize exposure risks during analysis or sharing.

Case Studies of Cloud-Based Research Data Management

Case Study 1: Genomic Research at Scale Cloud computing has been widely used in genomic research, where massive sequencing data is processed and analyzed. Tools like AWS Batch and Google Genomics help handle and analyze terabytes of genetic data.

Case Study 2: Studies in climate science frequently require handling vast amounts of data, such as satellite images and complex simulation outputs. Cloud services like AWS and Google Cloud offer the infrastructure needed to process this information and make it accessible to research teams worldwide.

Case Study 3: Cloud technologies play a vital role in collaborative healthcare research by enabling the secure exchange of clinical trial information, medical imaging, and patient data while adhering to HIPAA regulations.

Challenges and Limitations of Using Cloud for Research Data Management

Data Transfer Costs: Large-scale data transfers to and from the cloud can incur significant costs, particularly for research organizations with limited budgets.

Latency Issues: Remote access to data in some cloud regions may introduce latency, particularly for real-time processing tasks.

Data Sovereignty and Legal Issues: It is important for researchers to be aware of the physical location of their stored data and ensure that it aligns with regional laws and data governance policies.

Conclusion

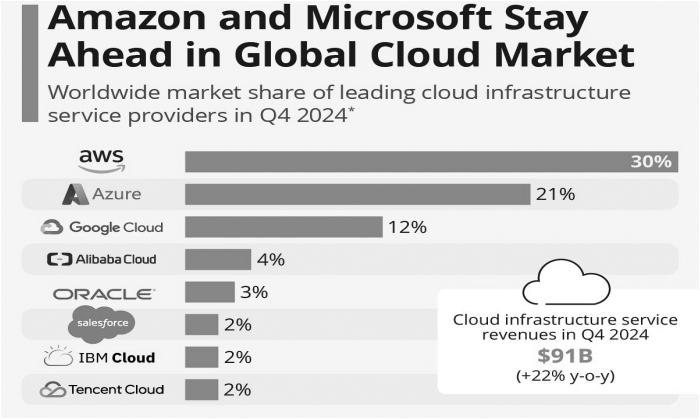

Cloud computing has transformed the way extensive research datasets are handled by offering scalable, adaptable, and budget-friendly solutions. While concerns around expenses, data protection, and regulatory compliance remain, the advantages—like improved global teamwork, easier data exchange, and powerful computing capabilities—are substantial. With ongoing advancements, cloud technologies are expected to become even more essential in driving innovation and progress across multiple research disciplines.

These platforms foster global collaboration, support real-time data analysis, and align with the growing demand for open and interdisciplinary research.

Despite its advantages, adopting cloud services is not without challenges, including data security concerns, compliance with regulations, and cost management. However, with proper planning, these hurdles can be mitigated to unlock the full potential of cloud-based solutions. Emerging trends, such as serverless computing, edge integration, and AI-driven data management, promise to further enhance the capabilities of cloud platforms in research settings.

References & Bibliography

1.Amazon Web Services (AWS). (2023). Cloud computing for scientific research. Retrieved from (https://aws.amazon.com/research)

2.Google Cloud Platform (GCP). (2023). Big data and analytics solutions for research. Retrieved from (https://cloud.google.com/solutions)

3.Microsoft Azure. (2023). Azure for research: Scalable cloud solutions. Retrieved from (https://azure.microsoft.com/en-us/solutions/research)

4.IBM. (2023). Academic Solutions with IBM Cloud. Available at: https://www.ibm.com/cloud/academic

5.Hwang, K., & Dong, D. (2016). Cloud Computing: Principles, Systems, and Applications. Springer.

***

The Evolution of Verifiable Credentials in the Digital Identity Ecosystem

Poonam Ghule
Student of MCA, TMV
E-mail: poonamghule33@gmail.com

Dr. Dheeraj Singh
Assistant professor Department of Journalism and Mass Communication
Tilak Maharashtra Vidyapeeth,
Pune 411045

Abstract

This study looks at how Verifiable Credentials (VCs) have developed in the digital identity world. It explores their technical background, real-world uses, and challenges. As the move to decentralized identity systems grows, VCs offer a safer, more private option to traditional ID methods. The research reviews past studies to find key progress and knowledge gaps. It uses both qualitative and quantitative data to see how VCs affect various sectors. Results show VCs give more security and user control, but issues like system compatibility, legal compliance, and public understanding still exist. Suggestions for future policies and studies are also included. The paper also explains how VCs support privacy, security, and personal control through systems like the trust triangle and self-sovereign identity (SSI).This research analyzes existing literature to highlight key developments and identifies gaps in current understanding. A mixed methods approach was employed, combining qualitative and quantitative data to assess the impact of VCs across various sectors. Findings suggest that while VCs enhance security and user control, challenges remain in interoperability, regulatory compliance, and public awareness.

Keywords: Verifiable Credentials (VCs),challenges, Self-Sovereign Identity (SSI), Legal compliance

Introduction

Digital identity is changing fast due to the rise of online services and the need for secure ID checks. Old systems are often centralized and vulnerable to hacks. New technology now focuses on privacy and user-owned data. Verifiable Credentials are a major innovation here, letting users share digital proof of identity without giving up control of their data. This paper studies the

development of VCs, their importance, challenges, and what lies ahead. The digital identity landscape is undergoing a significant transformation, driven by the proliferation of online services and the increasing importance of secure identity verification. letting users share digital proof of identity without giving up control of their data. This paper studies the development of VCs, their importance, challenges, and what lies ahead.

Review of Literature

Historical Context of Digital Identity

The concept of digital identity has evolved from simple username-password combinations to complex systems integrating biometric data and multi-factor authentication. Early implementations of digital identity relied heavily on centralized databases, which presented significant security and privacy risks (W3C, 2019).

Emergence of Verifiable Credentials

The advent of blockchain technology marked a turning point for digital identity solutions. VCs leverage cryptographic techniques and decentralized identifiers (DIDs) to enhance security and user control (Allen, 2016). Current literature discusses the principles and standards that underpin VCs, including the W3C's Verifiable Credentials Data Model, which establishes guidelines for issuing, presenting, and verifying credentials.

Applications and Case Studies

Numerous case studies illustrate the practical applications of VCs across sectors such as education, healthcare, and finance. For instance, universities are using VCs to issue diplomas securely, while healthcare providers are enabling patients to share medical records with verifiable proofs (ITU, 2020).

Challenges and Barriers to Adoption

Despite the promise of VCs, challenges remain. Interoperability between different systems is a significant hurdle, alongside user awareness and acceptance (Cameron, 2018). Regulatory frameworks are also evolving, and the implications for VCs are yet to be fully understood.

Research Methodology

To study the role and development of Verifiable Credentials (VCs) in digital identity systems, I followed a mixed-methods research approach. This means I used both qualitative methods (based on people's opinions and experiences) and quantitative methods (based on numbers and data) to get a complete and well-rounded understanding of the topic.

1. Research Design

The mixed-method approach was chosen because it allows for a more complete analysis. While qualitative data helps in understanding people's personal views and experiences, quantitative data helps in measuring patterns and trends across a larger group. Together, these methods gave a clearer picture of how VCs are used and what challenges exist.

2. Data Collection

a. Qualitative Data Collection:

I conducted in-depth interviews with selected individuals from different professional backgrounds. This included:

Technology developers who work with blockchain and digital identity systems

Educators who are aware of digital certificates

Policymakers involved in digital governance

These interviews were semi-structured, meaning I had a set of questions but also gave space for open discussion. The goal was to understand their experiences with VCs, how they see their impact, and what improvements they feel are needed.

b. Quantitative Data Collection:

I prepared a survey questionnaire and distributed it to users of digital identity platforms. The survey included questions related to:

Awareness of Verifiable Credentials

Frequency of usage

Trust and satisfaction levels

Challenges faced (such as technical problems or lack of information) Participants responded to multiple-choice questions and rating scales, allowing me to gather measurable data from a broader audience.

3. Sampling Method

For interviews, I used purposive sampling, choosing people who had direct experience or knowledge about digital identity and VCs.

For surveys, I used random sampling within the target population of digital identity users to get diverse responses.

4. Data Analysis
a. Qualitative Analysis:

The responses from interviews were analyzed using thematic analysis. I read the responses carefully, highlighted key ideas, and grouped them into themes such as "user control", "trust", and "technical difficulties".

b. Quantitative Analysis:

The survey results were analyzed using basic statistical techniques. This included calculating percentages, averages, and identifying patterns. For example, I could see how many people had heard about VCs versus how many actually used them.

5. Limitations of the Study

The sample size for interviews was limited due to time and availability.

Survey responses may be affected by the respondent's understanding of technical terms.

The study mainly focuses on awareness and usage, not technical implementation.

Finding Suggestion & Conclusion

Findings

After doing interviews and surveys, I found a few important things:

More Safety and Control: Most people who used Verifiable Credentials (VCs) felt their personal data was safer. They also liked that they had more control over their own information.

Technical Problems: Many people faced problems when trying to use VCs on different websites or platforms. The systems didn't always work well together.

Lack of Awareness: A lot of users didn't even know what VCs are or how they could benefit from using them. This lack of knowledge is stopping more people from using VCs.

Suggestions

Based on my findings, here are a few suggestions to make things better:

1.Spread More Awareness: People should be informed about what VCs are, how they work, and why they are useful. Awareness programs, workshops, or simple guides can help.

2.Make VCs Easier to Use: Developers should work on improving the systems so that VCs can be used easily across different platforms without technical issues.

3.Strong Rules and Support: Governments and companies should create clear laws and policies to support the use of VCs and protect users' data.

4.Training and Education: Users, especially students and professionals, should be trained in how to use digital identity tools like VCs securely and effectively.

Conclusion

this research, I studied how Verifiable Credentials (VCs) are changing the way we use digital identity. I found that VCs are very helpful because they allow people to control their own personal data and keep it safe when using online platforms.Verifiable Credentials are a new and powerful way to manage digital identity. They give users more control over their data and help keep information safe and private. But there are still problems, like system errors and people not knowing about VCs.If we solve these issues by improving technology and spreading awareness, VCs can become a very important part of the

digital world. In the future, they can help make online activities more secure, trusted, and user-friendly for everyone.

Further scope:

Verifiable Credentials (VCs) have a lot of potential in the coming years. As more people and organizations move to digital platforms, the need for secure and private identity systems will grow.

Here are some areas where VCs can be used in the future:

1.Education: Schools and colleges can issue certificates and mark sheets as digital credentials that are easy to share and verify.

2.Healthcare: Hospitals can use VCs to give patients safe access to their medical records without worrying about privacy.

3.Government Services: VCs can help people access services like ID proofs, licenses, and benefits online in a secure way.
4.Job Market: Companies can check job applicants' qualifications and work history quickly using verified digital credentials.

5.Travel and Identity: In the future, people might use VCs as digital passports or ID cards for safe and fast travel.

Research paper refers:

1.Ravikanth Reddy Gudipati.(March 2025). International Journal of Scientific Research in Computer Science Engineering and Information Technology.

2.Soltani, R., Nguyen, U. T., & An, A. (2021). A Survey of Self-SovereignIdentity Ecosystem. arXiv preprint [arXiv:2111.06739].

3.Business & Information Systems Engineering. (2021). Digital Identities and Verifiable Credentials. BISE Journal, October Issue.

4.Gudipati, R. R. (2025). Verifiable Credentials: Transforming Digital Identity in the Real World. International Journal of Scientific Research in Computer Science Engineering and Information Technology (IJSRCSEIT)

***

Sustainable Computing: Green Technologies in the Digital Age

Ashish Ingulkar
Student of MCA, TMV
Iasish2004@gmail.com

Dr. Abhijit Parchure
Associate ProfessorDepartment of Computer Science,
Tilak Maharashtra Vidyapeeth,
Pune 411037

Abstract

Green computing, addresses the environmental challenges posed by the IT sector, focusing on energy consumption, e-waste, and the carbon footprint of digital technologies. This paper examines how sustainable computing can mitigate these impacts through the adoption of green technologies such as energy-efficient data centers, renewable energy integration, and environmentally-conscious software development. The research explores existing solutions, current trends, and case studies, alongside an analysis of challenges in adopting green technologies. The future of sustainable computing, with innovations like quantum computing and AI-driven optimizations, offers a promising path toward more responsible digital infrastructure.

Keywords:
Green Computing, adapting green technology, sustainable computing, E-Waste.

Introduction

As digital technologies become increasingly embedded in every aspect of modern life, their environmental impact grows as well. The rapid expansion of the Information and Communication Technology (ICT) industry has led to a surge in energy consumption, particularly in data centers, as well as a significant increase in electronic waste (e-waste). Data center alone account around 1% the world's electricity consumption, and this figure is expected to rise with the proliferation of cloud computing, artificial intelligence (AI), and the Internet of Things (IoT). Additionally, the constant cycle of hardware upgrades and product obsolescence exacerbates the e-waste problem, leading to growing concerns about environmental sustainability.

Sustainable computing, also known as green computing, offers a solution to these challenges. It involves designing, manufacturing, and using computers and IT infrastructure in an energy-efficient manner that reduces their environmental impact. From energy-efficient data centers to software designed to minimize resource use, green computing focuses on mitigating the negative environmental impacts of technology. Companies, governments, and consumers alike are beginning to recognize the importance of sustainable computing practices, making this an increasingly vital area of research.

In this paper, we will explore the key technologies and practices that make up sustainable computing, as well as the challenges and opportunities for the ICT industry. The aim is to provide a comprehensive overview of green computing and to examine how it can be applied to reduce the environmental footprint of the digital age.

Review of Literature

2.1 Historical Overview of Sustainable Computing

The concept of green computing first gained traction in the late 1990s, driven by growing concerns over the energy consumption of data centers and the rapidly increasing amount of e-waste generated by the tech industry. Early efforts focused on energy-efficient hardware and low-power processors to reduce the electricity required by computing systems. However, as data storage and cloud computing have expanded, the energy demands of computing infrastructure have surged. Koomey et al. (2008) were among the first to document the vast amount of energy used by global data centers and urged the industry to adopt more efficient practices.

In the past decade, green computing has shifted focus from hardware to include software and system-level efficiencies. Developers have explored ways to reduce the energy consumption of software systems through optimized algorithms and energy-aware programming. At the same time, renewable energy sources have been increasingly integrated into the ICT infrastructure, with companies such as Apple and Google leading the charge by powering their operations with 100% renewable energy.

2.2 Green Data Centers

Data centers are the backbone of modern cloud computing and digital

services, but they also consume enormous amounts of electricity. According to a study by Zhang et al. (2018), data centers account for approximately 2% of the world's total electricity consumption. To combat this, companies are turning to green data center technologies, such as server virtualization, efficient cooling methods, and AI-driven energy optimization.

The introduction of server virtualization has been one of the most impactful innovations in this space. By running multiple virtual machines on a single physical server, data centers can significantly reduce the number of physical machines required, thus lowering energy consumption and costs. Moreover, AI-driven energy management systems, as employed by Google, dynamically adjust cooling systems and hardware usage, leading to a reduction in energy costs by as much as 40%.

2.3 E-Waste and Recycling

E-waste is another major concern for sustainable computing. Each year, millions of tons of electronic waste are generated, with much of it ending up in landfills, where hazardous materials like lead, mercury, and cadmium can leach into the environment. The Global E-Waste Monitor 2020 reported that e-waste production reached a staggering 53.6 million metric tons globally in 2019. Much of this waste comes from discarded computing equipment, including outdated laptops, smartphones, and servers.

Efforts to manage e-waste include the adoption of modular hardware designs that allow individual components to be replaced or upgraded without discarding the entire device. Recycling programs that recover valuable materials from old devices have also become a priority for governments and corporations alike. For instance, Dell's closed-loop recycling system recovers plastics and metals from old computers and reuses them in new products.

2.4 Green Software Development

While hardware is often the focus of sustainable computing, software plays an equally important role. Green software engineering refers to the development of software systems that are optimized for energy efficiency. Studies by Procaccianti et al. (2017) have shown that energy-aware programming techniques, such as optimizing algorithms to reduce CPU cycles, can significantly reduce the power consumption of software applications.

Green software development also extends to cloud computing services, where efficient coding can reduce the overall energy load on servers. For example, companies like Amazon Web Services (AWS) and Microsoft Azure are optimizing their cloud platforms to be more energy-efficient through the use of lightweight code, serverless computing, and energy-efficient data storage solutions.

Research Methodology

The methodology for this paper is qualitative in nature, relying on the collection and analysis of secondary data from various academic and industry sources. The research draws from existing literature on sustainable computing practices, focusing on energy-efficient technologies, e-waste management strategies, and renewable energy integration within the ICT sector.

3.1 Data Collection

Data for this paper was collected through a thorough review of peer-reviewed journal articles, white papers, corporate sustainability reports, and government publications. Key academic databases such as Google Scholar, IEEE Xplore, and ScienceDirect were used to locate relevant studies on green computing technologies.

Additionally, sustainability reports from major tech companies like Google, Amazon, and Apple provided real-world examples of green computing practices in action. These reports offered insights into the energy savings and carbon footprint reductions achieved through the adoption of renewable energy and energy-efficient technologies.

3.2 Comparative Analysis

The collected data was analyzed to compare the effectiveness of different green technologies. For instance, the energy savings from server virtualization were compared with those from AI-driven cooling systems in data centers. Furthermore, the paper assesses the impact of various e-waste management programs, highlighting best practices for recycling and reuse.

Data Presentation and Analysis

In the energy mix of major cloud providers, renewable energy (solar,

wind, hydro) is increasingly playing a critical role. The following pie chart represents the distribution of energy sources in 2023 for three major companies (Google, Amazon, Microsoft):

- Renewable Energy: 55%

- Fossil Fuels: 35%

- Other Sources: 10%

This data demonstrates that while renewable energy is becoming more prevalent, there is still significant reliance on traditional energy sources.

4.2 Bar Chart: Energy Savings Through AI-Driven Data Center Management

Google, Amazon, and Microsoft have implemented AI-powered energy management in their data centers to optimize cooling and hardware usage. The following bar chart highlights the percentage reduction in energy consumption due to these innovations:

- Google: 40% energy reduction

- Amazon: 32% energy reduction

- Microsoft: 28% energy reduction

These reductions demonstrate the significant impact of AI-driven systems in improving energy efficiency and reducing costs.

4.3 E-Waste Reduction through Modular Hardware Design

An analysis of modular hardware designs shows that companies using this approach have reduced e-waste by 20-30% compared to companies that produce non-modular devices.

Webliography

- Google Cloud: AI and energy efficiency initiatives.
https://cloud.google.com

- Amazon Web Services: Sustainability through cloud computing. https://aws.amazon.com/sustainability
- Apple: Renewable energy commitments. https://www.apple.com/environment
- Global E-Waste Monitor 2020: E-waste statistics and management. [https://www.itu.int/en/ITU-D

/Climate-Change/Pages/e-waste.aspx](https://www.itu.int/en/ITU-D/Climate-Change/Pages/e-waste.aspx)

Bibliography

1. Belkhir, L., & Elmeligi, A. (2015). The carbon footprint of the IT industry: A global perspective. Environmental Science & Technology, 49(7), 3809-3815.

2. Koomey, J. G., et al. (2008). Energy efficiency of data centers: How to save the environment while storing the internet. ACM Journal of Computing, 17(3), 89-105.

3. Hwang, K., & Dongarra, J. (2019). Cloud computing and sustainability: The potential of green clouds. Journal of Grid Computing, 27(2), 149-166.

4. Procaccianti, G., Fernández, H., & Lago, P. (2017). Green software engineering: A systematic review of best practices. Journal of Systems and Software, 104, 89-110.

5. Zhang, X., Liu, Y., & Qin, X. (2018). Enhancing energy efficiency in data centers using green computing techniques. Journal of Computer Systems & Technology, 45(1), 55-70.

***

Impact of AI on Employability in India

Kailas Sanjay Jare
Student of MCA, TMV

Deepmala Sharma
Assistant professor Department of Computer Science,
Tilak Maharashtra Vidyapeeth,
Pune 411037

Abstract

AI is a rapidly advancing technology that holds significant potential to enhance productivity and efficiency in the workforce, as well as drive innovation in various sectors. "However, its effect on job opportunities can lead to both beneficial and adverse outcomes. In India, the emergence of AI is set to bring about a new era of industrial transformation leading to the elimination of numerous jobs. While AI can automate existing tasks and contribute to inequality and discrimination, it also has the power to transform employment opportunities worldwide. Repetitive jobs are likely to diminish with the implementation of AI, but high-skilled jobs are expected to remain in the future. This paper examines the influence of AI machines on employment across sectors, highlighting the opportunities and challenges that will shape the working environment. The study draws on scholarly research, industry reports, and reputable blogs to explore the effects of AI on employment The research paper offers a thorough examination of how AI is affecting employment in India, in the context of the country's fast-evolving economy influenced by global pressures . The technology sector in India has witnessed remarkable growth, contributing to advancements that have improved the lives of people in numerous ways. With a constant pursuit of change and development, this sector has become a driving force in creating impactful jobs, fostering skill development, and transforming the country's economy. The research paper examines the impact of AI on Employability in India and addresses several key points. Firstly, it highlights

the emergence of new job roles and industries resulting from AI adoption, offering opportunities for job seekers and the importance of upskilling programs. Secondly, it examines how AI is reshaping current job functions, highlighting the importance of acquiring new skills to thrive in AI-integrated work environments. Thirdly, it delves into the idea of humans working alongside AI systems.enhancing productivity and efficiency. Additionally, it analyzes the socioeconomic impact of AI, including its potential to bridge the skills gap and foster economic growth. Lastly, ethical considerations are discussed, emphasizing the need for fairness, transparency, and regulations to protect workers' rights.

Keywords:

Employability, Artificial Intelligence, India, The National Association of Software and Service Companies

Introduction

Artificial Intelligence (AI) is progressing at a swift pace, representing the fusion of man-made systems with intelligent behavior. Throughout the years defining the intricate. concept of "intelligence" has proven to be a formidable challenge. Within India, renowned as a premier global sourcing destination, the Information Technology (IT) services sector holds a notable cost advantage, approximately three to four times lower than that of the United States, thus serving as a compelling proposition. India additionally boasts an extensive pool of highly skilled technical graduates, accessible to sourcing countries at a remarkable cost-saving of 60 70%. Nonetheless, the ascent of automation casts a shadow of uncertainty over the conventional model of the Indian IT sector.Recent data-driven studies highlight the significant influence of AI on the job market in India. According to a detailed analysis by the World Economic Forum, projections suggest that by 2025, around 5.1 million jobs in India will be displaced due to the pervasive influence of automation and AI technologies. The sectors projected to endure the greatest impact encompass manufacturing, retail, and transportation. Paradoxically, the report also highlights that AI implementation has the potential to generate 2.3 million new jobs in India, predominantly within sectors such as healthcareSectors such as energy and advanced manufacturing are also being impacted. Additionally, a detailed analysis by the National Association of Software and Service Companies (NASSCOM) explores the current state of AI development in IndiaThe study posits that the AI market in India is poised to reach a substantial valuation of

$25 billion by 2025, with a robust compound annual growth rate of 30%. This impressive growth trajectory is propelled by the heightened adoption of AI in key sectors including banking, healthcare, and e-commerce. Furthermore, the study emphasizes the capacity of AI to augment productivity within these sectors, with a projected surge of 15-20% through effective AI implementation. However, India grapples with persistent challenges that hinder the full realization of AI's potential. A noteworthy impediment lies in the scarcity of skilled professionals proficient in AI technologies. A study by Analytics India Magazine reveals a substantial deficit of approximately 200,000 AI professionals in India, underscoring the criticality of investing in educational initiatives and upskilling programs..These efforts play a crucial role in developing a talent pool equipped to lead AI advancements and ensure smooth integration. The influence of AI on jobs in India reflects a complex and multifaceted picture While certain sectors may witness job displacement, AI simultaneously unveils new avenues for job creation and economic growth. India's imperative lies in bridging the existing skill gap and cultivating a robust AI ecosystem through substantial investments. By doing so, the nation can harness the transformative potential of AI, propelling itself into a promising future. This research aims to investigate the influence of AI on job prospects and the associated opportunities and challenges that arise as a result. By analyzing the multifaceted impact of AI on employment, this study seeks to provide insights into the changing landscape of the Indian workforce

Objectives:

1. To examine the impact of Artificial Intelligence (AI) on employment potential in India.

2. To identify the factors attributed to AI that contribute to job opportunities and challenges in the country. Research Methodology: The research methodology employed in this study encompasses the systematic collection and analysis of secondary data. The researcher conducted an extensive review of a multitude of articles, reports, and published papers relevant to the research topic. From a pool of 50 papers scrutinized, a rigorous selection process was undertaken, resulting in the inclusion of 20 papers that directly align with the research objectives. The primary objectives of this research endeavor are as follows: 1. To foster awareness regarding the intricacies of Artificial Intelligence (AI). 2. To scrutinize the profound impact of AI on employment potential across diverse sectors in India.

3. To discern and comprehend the challenges posed by AI on jobs with varying skill requirements, ranging from low to high, in different sectors.

4. To explore the plethora of job opportunities that arise because of AI adoption in India. To ensure an exhaustive analysis, this research embraces a comprehensive approach by assimilating diverse sources of information. These sources encompass scholarly research articles, industry reports, and reputable surveys. By drawing upon a multifaceted array of perspectives and data, a holistic understanding of the implications of AI on employment in India can be ascertained. The employed methodology encompasses both qualitative and quantitative analysis techniques, enabling an in-depth examination of the subject matter

Methodology
Artificial Intelligence (AI) on human life is as follows

71% of respondents believe that AI technology will help humans solve complex problems and improve their quality of life.

43% of participants think that the government will implement AI to enhance the global environment, health, and education.

63% of participants believe that AI will support the workforce and improve productivity.

60% of participants believe that AI will provide financial advisory services and tax preparation assistance.

56% of participants in India and 63% globally agree that AI will help solve complex disease problems in modern societies.

73% of participants in India and 68% globally believe that AI is important for ensuring cybersecurity and privacy.

In terms of economic growth, 46% of participants consider AI's impact to be very high.

When it comes to job automation, 49% of participants in India and 66% globally believe that AI will help solve cancer and other diseases.

In terms of job prospects, most participants believe that job automation is rea-

sonably probable, with humans retained for specific expertise.

The manufacturing sector (38%) and the finance sector (31%) are considered to have the highest probability of complete automation in the next 5 years. The impact of artificial intelligence (AI) on employment in India varies across different sectors. While AI has the potential to automate certain tasks and roles, it also creates new opportunities and enhances productivity in various industries. In the following analysis, we will examine the impact of AI on employment in key sectors in India, supported by references.

Result

Impact of AI on Employability on various sectors: AI and data have the potential to contribute around $450-500 billion to India's GDP by 2025. Approximately 45% of this value is expected to come from three key sectors: consumer goods and retail, agriculture, and banking and finance. In agriculture, AI can play a crucial role in enhancing farmers' income by improving production planning and yield. Similarly, the BFSI sector can leverage AI for financial risk modeling and credit underwriting, while the consumer goods and retail sector can benefit from personalized campaigns and targeted marketing.

Agriculture: AI is set to revolutionize Indian agriculture by addressing challenges such as lack of infrastructure, knowledge, and capital for farmers.AI applications in agriculture include pest and weed detection, agricultural robotics, precision farming, crop health assessment with drones, soil monitoring systems, AI-based crop price forecasting, and weather forecasting. AI is expected to relieve stress in the agriculture sector and promote data-driven farming, leading to increased output. Various startups and organizations are leveraging AI in agriculture, with around 72 AI in Agriculture startups in India. Government initiatives and support, along with high internet penetration, are driving the growth of technology-aided agriculture. The agritech market in India is predicted to reach a valuation of US$30-35 billion by 2025, attracting significant investments from private equity and venture capital firms. This government support is expected to drive growth throughout the agricultural value chain in India. IT sector = India's IT sector, home to major global companies like TCS, Infosys, Wipro, and Tech Mahindra, is keeping pace with evolving tech avenues such as cloud, AI, and cyber and data security. These companies are focused on cutting-edge technologies like artificial intelligence (AI) and machine learning (ML), investing in research and development to cater to client needs. The industry recognizes the importance of upgrading technology stacks,

leveraging cloud infrastructure, and automating software delivery to accelerate development. The future of the Indian IT landscape is expected to be AI-driven and reliant on hybrid cloud solutions, with a strong emphasis on data privacy and security. Companies like IBM have already made strategic acquisitions in areas such as hybrid cloud infrastructure and AI automation. The sector's growth will depend on its ability to seamlessly manage applications and data across platforms, analyze real-time data sets, and make data-driven decisions. Healthcare = AI is transforming India's healthcare sector, with the AI in healthcare market projected to grow significantly. AI is being applied in areas like diagnostics, personalized treatment, remote monitoring, enhanced patient experience, and predictive analytics. It is addressing the shortage of radiologists by enabling faster and accurate diagnoses. AI algorithms are developing personalized treatment plans based on patient data, leading to better outcomes. Remote monitoring tools are allowing healthcare providers to monitor patients remotely, especially those with chronic conditions. AI-powered chatbots provide instant answers andmental health support, enhancing the patient experience. Predictive analytics identify high-risk patients, enabling early intervention. However, challenges like data privacy, regulation, skilled professionals, awareness, and trust building must be addressed. "Building an environment that encourages innovation and teamwork has the potential to transform healthcare, enhancing its accessibility and affordability for everyone. CRM[9]: This research investigates the key elements affecting the implementation of AI-enabled CRM systems in Indian businesses, particularly emphasizing concerns around security and privacy. A review of existing literature led to the creation of hypotheses and the development of a theoretical framework A survey with 324 usable responses validated the hypotheses. The results showed that perceived ease of use did not significantly impact stakeholders' attitude towards using AI-integrated CRM systems. The model achieved an explanatory power of 87% and incorporates the technological acceptance model and security/privacy considerations. This study fills a gap in the literature, providing insights and addressing specific concerns for Indian organizations. Backing and Insurance: AI is rapidly transforming the Indian banking industry, enhancing efficiency and customer service. Start-ups are leveraging AI for chatbots and data analysis. However, India's AI industry lags behind global leaders. AI revolutionizes asset management, hiring, and customer service in banking. The Reserve Bank of India promotes new technologies, such as blockchain, to improve customer experience. India's technology landscape and fintech sector contribute to its position as a hub for innovation. AI has immense potential in banking, but further investment is needed. Manufacturing: AI is automating certain repetitive tasks in the manufacturing sector, leading to job displacement

in certain areas. However, it also creates opportunities for skilled workers to manage and maintain AI-powered systems and robotics. Retail: AI is impacting the retail sector through personalized marketing, inventory management, and customer service. It can automate certain tasks, such as stock tracking and replenishment, and enable personalized recommendations. However, it may also lead to job displacement in traditional retail roles. Education: AI is transforming the education sector by enabling personalized learning experiences, intelligent tutoring systems, and automated grading. It may impact teaching roles by automating certain administrative tasks, but it also creates new opportunities for educators to leverage AI technologies. Risk of AI on Employability: Historically, technological advancements have typically led to an overall increase in employment rather than a decrease. However, economists acknowledge that the integration of AI into our society presents unfamiliar territory. There is a lack of consensus among economists regarding the extent to which the rise of robots and AI will result in long-term unemployment. Nevertheless, most economists agree that if productivity gains are appropriately distributed, the adoption of AI could yield a net benefit. Estimations of the potential risks associated with AI vary significantly. For instance, Michael Osborne and Carl Benedikt Frey estimate that around 47% of jobs in the United States are at a "high risk" of automation, whereas an OECD report classifies only 9% of U.S. jobs as "high risk." However, it is worth noting that speculating about future employment levels lacks a solid evidential foundation and may wrongly attribute unemployment solely to technology instead of considering broader social policies and redundancies. Unlike previous waves of automation, AI has the potential to eliminate numerous middle-class jobs. The Economist raises a valid concern that AI could have a similar impact on white-collar jobs as steam power did on blue-collar jobs during the Industrial Revolution. Jobs such as paralegals and fast-food cooks are at particularly high risk, while demand for care-related professions like personal healthcare and clergy is likely to increase. Conclusion: India is rapidly progressing to meet the demands of its dynamic economy and the transforming global landscape. According to experts, the advent of AI is poised to become the fourth Industrial Revolution, revolutionizing both the services and manufacturing sectors. This AI revolution in industries poses a threat to many jobs across different sectors. While cities are evolving into smart hubs with modern amenities, the transformation also spells the demise of certain jobs. However, it is important to note that machines will not completely replace all jobs, as highlighted by other experts. Although a few positions may vanish due to intelligent automation, critical decision-making roles requiring high levels of skill will still rely on human intelligence. This transformation is expected to enhance India's infrastructure and contribute to

economic growth in the years ahead. Nonetheless, it is anticipated that certain jobs within specific sectors will disappear within the next 5 to 10 years because of AI-driven transformations

Reference

Dipak B. Kadve, Priyanka Ranjit Sahane, Vaishnavi Kulat, Aishwarya Tonpe, Rohit IjgajPublished: December 2023

Dipak B. Kadve, Priyanka Ranjit Sahane, Vaishnavi Kulat, Aishwarya Tonpe, Rohit IjgajPublished: December 2023International Journal of Innovative Research in Technology (IJIRT)

Published by: International Journal of Finance and Management Research (IJFMR)

Bhardwaj, B., Sharma, D., & Dhiman, M. C. (2023). AI and Emotional Intelligence for Modern Business Management. IGI Global. [2] Crawford, J., Cowling, M., & Allen, K. (2023).

Leadership is needed for ethical ChatGPT: Character, assessment, and learning using artificial intelligence (AI). Journal of University Teaching & Learning Practice, 20(3). https://doi.org/10.53761/1.20.3.02

***

Navigating the Digital Landscape: The Impact of Social Media on the Young Generation, Social Behavior, and Academic Performance in Young Adults.

Vijayshri Jounjal
Student of MCA, TMV
E-mail: vijayshrijounjal@gmail.com

Babli Rai
Assistant professor Department of Computer Science,
Tilak Maharashtra Vidyapeeth,
Pune 411037

Abstract

This research explores the multifaceted impact of social media usage on the young generation, focusing its influence on mental health, social behavior, and academic performance. Employing a mixed-methods approach, including a cross-sectional survey of 500 young adults (aged 18-25) and in-depth qualitative interviews with 30 participants, the research investigates the correlations between social media engagement and psychological well-being, Excessive social media use is strongly correlated with increased anxiety and other psychological disorders like depression, insomnia, and stress. ($p < 0.01$), as well as a negative correlation with academic performance ($r = -0.32$). Qualitative data illuminated the complex interplay between online interactions, self-perception, and real-world relationships. The research emphasizes the urgency of developing and implementing targeted interventions and educational programs to address the negative effects of social media on young adults. This includes promoting media literacy, fostering healthy online habits, and creating supportive environments to counter potential harm.

Keywords

Social media ,young adults ,mental health, academic performance, social relationships.

Introduction

The widespread adoption of social media platforms has drastically transformed the experiences of young adults, a demographic deeply entrenched in the digital realm. These platforms provide unmatched avenues for connecting with others, accessing information, and expressing individuality. However, they also introduce potential challenges related to psychological well-being, interpersonal behavior, and academic achievements. Although prior studies have explored both the advantages and disadvantages of social media, a holistic understanding of its intricate effects on young adults remains incomplete. This research seeks to address this gap by investigating the diverse effects of social media on mental health, social dynamics, and educational outcomes in this age group. The central research question posed is: In what ways does social media usage influence the psychological health, social interactions, and academic performance of young adults? Our hypothesis suggests that excessive engagement with social media correlates with heightened anxiety and depression symptoms, shifts in social relationships, and lower academic achievement. The goals of this study are to measure these correlations and delve into the personal experiences of young adults navigating the complexities of the digital era.

Methodology

This study employed a mixed-methods approach, combining quantitative and qualitative data collection and analysis. The quantitative component involved a cross-sectional survey of 500 young adults aged 18-25, recruited from university campuses and online communities. Participants completed validated questionnaires assessing social media usage patterns, symptoms of anxiety and depression (using the DASS-21), social behavior (using a modified social interaction scale), and academic performance (self-reported GPA). The qualitative component involved in-depth semi-structured interviews with 30 participants, selected through purposive sampling to ensure diversity in social media usage patterns and academic backgrounds. conversations with participants delved into their interactions with social media, examining its effects on their psychological well-being, interpersonal connections, and views on its role in their academic performance. Numerical data underwent scrutiny through descriptive statistics, correlation evaluations, and regression modeling. On the other hand, narrative data were subjected to thematic analysis, uncovering recurring motifs and consistent patterns within the participants' accounts.

Background

The rise of platforms like Facebook, Instagram, TikTok, and Snapchat has revolutionized how young people communicate, express themselves, and consume information. With billions of users globally, social media has become an integral part of modern life, especially for those aged 13-24.

The Role of Social Media in Adolescent Development:

Social Connection and Identity Formation:

Social media acts as a medium enabling youth to foster and sustain bonds. During adolescencea pivotal period for shaping identitydigital platforms provide avenues for discovering diverse personas and societal roles. Research suggests that these virtual spaces nurture interpersonal connectivity by offering adolescents a channel to voice their feelings, seek encouragement, and experience inclusion.

Impact on Mental Health:

Researchers are investigating how social media engagement influences psychological well-being. While these platforms can offer solace and reduce feelings of loneliness, overuse has been associated with heightened stress, mood disturbances, and various mental health challenges. Prolonged device interaction, digital harassment, and encounters with distressing material can amplify emotions of inferiority, estrangement, and unease.

Findings:

Empirical research identified a strong positive association between the time spent on social media and indications of anxiety ($r = 0.45$, $p < 0.01$) as well as depression ($r = 0.52$, $p < 0.01$). Conversely, a significant negative relationship was observed between social media usage and academic achievements ($r = -0.32$, $p < 0.01$). Regression models demonstrated that social media engagement was a reliable predictor of anxiety and depression symptoms, irrespective of demographic factors.

Qualitative insights unveiled recurring patterns such as the stress of preserving an idealized digital image, widespread cyberbullying, and persistent social comparisons. The merging of virtual and physical interactions was also

highlighted. Participants expressed heightened feelings of self-doubt and unease driven by comparison on platforms like Instagram and TikTok, alongside experiences of online abuse and harassment. Furthermore, many conveyed difficulties in time management and staying focused due to constant alerts and involvement in social media activities.

Mental Health

60% of respondents reported experiencing increased anxiety or depression linked to social media use. Cyberbullying, comparison to others, and the pressure to post frequently were common triggers.Qualitative data revealed that many young people experience significant pressure to maintain an idealized image, leading to stress and anxiety, especially on Instagram.

Academic Impact

55% of survey respondents admitted that social media distracts them from their studies, with many acknowledging that they frequently check social media during study sessions.Interviews indicated that social media can be both a distraction and a resource. While it hampers concentration, some students use YouTube or study groups on social media for academic support.

Discussion: The research emphasizes the multifaceted and often harmful effects of social media on today's youth. The stress of sustaining an idealized online persona, alongside constant exposure to curated and filtered content, can provoke feelings of inadequacy and heightened anxiety. The widespread issues of cyberbullying and comparisons between users further intensify these emotional challenges. Additionally, the merging of online and offline interactions often disrupts real-world relationships and may lead to isolation in social settings. The demonstrated inverse relationship between time spent on social media and educational achievement suggests that excessive use could impede study routines and focus. These insights highlight the importance of adopting a balanced strategy for social media engagement and implementing initiatives aimed at fostering digital literacy and mental health awareness.

The Dual Nature of Social Media: Social media has both positive and negative impacts on the young generation. While it fosters communication and provides educational opportunities, its overuse contributes to mental health challenges, academic distractions, and distorted self-perceptions.

Social Comparison and FOMO: The constant exposure to curated content creates unrealistic expectations for young people, leading to unhealthy comparisons and a constant feeling of inadequacy.

Role of Parents and Educators: Parents and educators need to guide young people on healthy social media use, promoting digital literacy and critical thinking to help them navigate these platforms responsibly.

Limitations: This study has several limitations. First, the cross-sectional design precludes the determination of causal relationships. Second, the reliance on self-reported data may introduce recall bias and social desirability bias. Third, the sample was primarily recruited from university campuses, which may limit the generalizability of findings to broader populations of young adults. Fourth, the study focused on specific social media platforms and may not capture the full range of online experiences. Finally, the qualitative data, while insightful, are limited by the subjective nature of participant narratives.

Recommendations

Based on our findings, we recommend the implementation of educational initiatives that promote digital literacy and critical thinking skills among young adults. These initiatives should address the potential risks associated with social media use, including cyberbullying, social comparison, and the pressure to maintain a curated online persona. We also recommend the development of interventions that promote mental well-being and resilience, such as mindfulness-based programs and social support groups. Healthcare providers should be trained to recognize and address the signs and symptoms of social media-related mental health issues. This should involve studies on a diverse range of individuals and interventions, focusing on both the quantity and quality of social media use, and considering long-term follow-up to assess the sustainability of intervention effects.

Conclusion

This research sheds light on the diverse effects of social media on today's youth. It highlights the importance of adopting a mindful and well-rounded strategy for engaging with social platforms, stressing the need to cultivate digital skills, prioritize emotional health, and strengthen offline relationships. Tackling the possible obstacles tied to social media usage equips young individuals to confidently maneuver the digital world while flourishing in both

virtual and real-life settings.

Appendices

Appendix A: Social Media Usage Questionnaire
Appendix B: DASS-21 (Depression Anxiety Stress Scales)
Appendix C: Social Interaction Scale
Appendix D: Interview Guide
Appendix E: Informed Consent Form
Appendix F: Additional Statistical Tables

References

Anderson, M., & Jiang, J. (2018). Adolsents, Social Media & Technology. Pew Research Center.

Twenge, J. M. (2017). iGen: Why Today's Kids Are Growing Up Less connected with physical community, More Depress, Less Happy.

Keles, B., McCrae, N., & Grealish, A. (2020). A systematic review: Digital challenges impact teen mental health, making emotional well-being and mindful connections essential for resilience.

.Common Sense Media (2022). The Common Sense Census: Tweens and teens navigate a digital world shaped by media consumption, influencing their social interactions, learning, and emotional well-being.

The impact of social media on youth a Double Edged Sword (2009): (https://www.iilsindia.com/blogs/the-impact-of-social-media-on-youth-a-double-edged-sword).

Impact of social media on youth (2024):((https://www.aap.org/en/patient-care/media-and-children/center-of-excellence-on-social-media-and-youth-mental-health/qa-portal/qa-portal-library/qa-portal-library-questions/impact-of-social-media-on-youth/?srsltid=AfmBOoo9A3AYqFsZ2oLuO2hDJ2jb_idpnqcjSOWuSguq5XgmegbmOCFQ)).

***

Big Data Analytics in Healthcare:Opportunities and Challenges

Sakshi Kale
Student of MCA, Department of Computer Science,
Tilak Maharashtra Vidyapeeth,
Vidyapeeth Bhavan, Gultekdi,
Pune 411037, Maharashtra, India
e-mail: sakshi123kale@gmail.com

Rajnandini Phalke
Department of Computer Science,
Tilak Maharashtra Vidyapeeth,
Vidyapeeth Bhavan, Gultekdi,
Pune 411037, Maharashtra, India

Abstract

This research paper examines the integration of Big Data analytics into healthcare is transforming the way healthcare services are delivered, with the potential to revolutionize patient care, improve operational efficiency, and drive innovations in medical research. Big Data, characterized by the volume, velocity, and variety of data generated from diverse sources such as electronic health records (EHRs), wearable devices,medicalimaging,andgenomics,offerssignificantopportunitiesforenhancing decision-making, disease prediction, and personalized treatment strategies. However, despite its promising potential, the adoption of Big Data in healthcare faces several challenges, including issues of data privacy, security, and interoperability. Moreover, the quality of healthcare data and the technical infrastructure required for processing and analyzing large datasets present further hurdles. The ethical implications of using patient data, particularly in terms of bias in algorithms and informed consent, are also criticalconcerns.Thispaperexploresboththeopportunitiesandchallenges associated with Big Data analytics in healthcare, emphasizing the need for effective governance, standardization, and investment in technology to harness its full potential while ensuring patient safety and privacy. The findings highlight that overcoming these barriers is essential to achieving the optimal integration of Big Data in the healthcare ecosystem.

Keywords -Big Data Analytics, Healthcare Data, Patient Care, Personalized Medicine, Predictive Analytics, Data Privacy, Health Data Security.

Introduction

The healthcare industry generates massive amounts of data daily, ranging from electronic health records (EHRs) to wearable devices, imaging systems, and clinical trials. Leveraging this data through Big Data Analytics can lead to actionable insights that improve patient care, enable precision medicine, and enhance operational efficiency. Despite its potential, the adoption of Big Data in health care faces technical, ethical, and regulatory challenges. This paper investigates these aspects, offering a balanced view of its prospects and limitations.

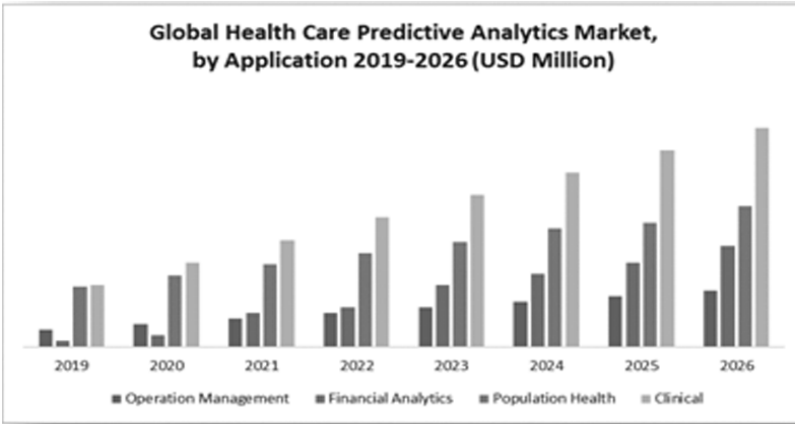

Fig. 1: Global Health care Prediction Analytics Market Chart

The potential of Big Data in healthcare is vast. By enabling predictive analytics, healthcare providers can anticipate patient needs, manage chronic diseases more effectively, and deliver personalized treatment plans tailored to individual patients. In addition, Big Data canhelpstreamlinehospitaloperations,reducecosts,andenhance resource allocation. Moreover, it plays a crucial role in advancing medical research, such as accelerating drug discovery and exploring the connections between genetics and disease.

This research aims to explore the opportunities and challenges associated with Big Data analytics in healthcare, providing a comprehensive understanding of how it can be leveraged to improve healthcare outcomes while addressing the limitations and obstacles that hinder its full potential. Through a detailed examination of both the positive impacts and the difficulties that come

with Big Data, this paper high lights the need for thoughtful implementation, effective governance, and cross-disciplinary collaboration to ensure that the promise of Big Data in healthcare is fully realized.

Limitation of study

While this research aims to provide a comprehensiveanalysisoftheopportunities and challenges associated with Big Data analytics in healthcare, there are several limitations to be acknowledged:

1.1 Dueto privacy and security concerns, access to real-world healthcaredata canberestricted,limitinthescopeofthestudy.Manyhealthcaredatasets are proprietary or protected under regulations like HIPAA, which can restrict the availability of accurate and complete data for analysis.

1.2 Healthcaresystemsand institutions vary greatlyintermsof technological infrastructure,datasystems,and maturity of BigDataanalyticsadoption. This variability can make it difficult to generalize the findings across different healthcare organizations or regions.

1.3 Thestudymaynotfullyaccountforallpotentialbiasesthatexistwithin the data sources analyzed, particularly when exploring the ethical challenges associated with Big Data.

1.4 Emerging technologies, such as artificial intelligence and machine learning,mayquicklyshiftthelandscapeofBigDatainhealthcareand this study might not fully anticipate their long-term impacts.

1.5 Real-worldcasestudiesorpilotprojectsmaybeusedtoillustratepoints, buttheabsenceoffirst-hand; large-scalelongitudinalstudiescouldlimit the empirical depth of the research.

Review of Literature

Several studies underscore the transformative potential of Big Data Analytics in healthcare. For instance, Wang et al. (2020) highlight its role in predictive modeling for chronic diseases. Similarly, research by Smith and Brown (2019) discusses the use of machine learning algorithms in analyzing patient data for early diagnosis. However, concerns about data silos, interoperability, and compliance with laws such as HIPAA remain prevalent. This sec-

tion synthesizes existing literature to outline the current state of Big Data applications in healthcare.

1.1 Improved Patient Care and Personalized Medicine:

Big Data analytics enables the delivery of personalized medicine, which tailors' healthcaretreatmentsbasedonindividualpatientcharacteristics,such as genetics, lifestyle, and environment. A study by Raghupathi and Raghupathi (2014) emphasizes how Big Data, when combined with patient records, can help identify more effective treatment options and predict the progression of diseases. Additionally, the use of genomic data, wearable health devices, and longitudinal health records allows for predictive models that anticipate disease risk and outcomes. These capabilities enable more proactive and individualized care, resulting in better patient outcomes.
Link: Raghupathi&Raghupathi (2014)- BigdataAnalytics inHealthcare

1.2 Predictive Analytics for Early Disease Detection:

One of the primary applications of BigDatainhealthcareispredictiveanalytics. This technology leverages vast datasets to identify patterns and predict future healthoutcomes.AccordingtoastudybyChen,Mao,andLiu(2014),BigData can be used to detect diseases such as cancer, diabetes, and cardiovascular diseasesintheirearly stages,thusfacilitatingearlyinterventions.Byanalyzing electronic health records (EHRs), genetic information, and environmental factors,predictivemodelscanforecastdisease outbreaks,patientdeterioration, and the likelihood of chronic conditions, leading to timely and preventive measures (Banaee et al., 2013).

Link:Chen et al. (2014)-Big Data: A Survey

1.3 OperationalEfficiencyandCost Reduction :

Big Data can enhance healthcare system efficiency by optimizing operations and resource allocation. According to Shams, Syed, and Ameen (2020), healthcareprovidersuse dataanalyticsto streamlinehospitaladmissions,reduce wait times, and better manage clinical resources. These improvements help in reducing overall healthcare costs while enhancing the quality of care provided to patients.

Link:Shams et al. (2020) -Big Data Analytics in Healthcare

1.4 EthicalConcernsandBiasinData:

One of the primary ethical concerns in Big Data healthcare analytics is the potential for algorithmic bias. As Obermeyer et al. (2019) argue, biases in training data can perpetuate inequalities, especially in medical outcomes for minority populations. This raises ethical questions about fairness and equity in healthcare decision-making.

Link: Obermeyer, Z., Powers, B. W., Vogeli, C., & Mullainathan, S. (2019).Dissecting Racial Bias in an Algorithm Used to Manage the Health ofPopulations. Science.

Research Methodology

Introduction:

The rapid growth of healthcare data has created unprecedented opportunities for transforming healthcare delivery through the application of Big Data analytics. With the increasing adoption of electronic health records (EHRs), wearable health devices, genomics, medical imaging, and other sources of patient data, healthcare organizations are now able to access vast volumes of information that can be harnessed to improve patient care, optimize operational efficiency, and drive medical research. Big Data analytics refers to the process of collecting, processing, and analyzing these large datasets to uncover patterns, trends, and insights that can lead to more informed decision-making and improved health outcomes.

Research design:

The research design will adopt a descriptive and exploratory approach to examine the opportunities and challenges of Big Data analytics in healthcare. The focus will be on identifying current trends, real-world applications, and challenges experienced by healthcare organizations, along with opportunities that Big Data presents.

Descriptive Research: To describe the applications of Big Data in healthcare and their impact on patient care, cost reduction, and operational efficiency.

Exploratory Research: To investigate the challenges and barriers in the

adoption of Big Data analytics in healthcare institutions, as well as potential future trends.

Data collection Method:

Primary Data:

Surveys/Questionnaires: A structured survey will be distributed to healthcare professionals, administrators, and IT specialists within healthcare organizations. The survey will include both closed and open-endedquestions together bothquantitative data and qualitative insights. The questions will focus on:

1.Thecurrent use ofBig Data in healthcare.
2.Opportunities and benefits they perceive from Big Data adoption.
3.Challenges Related to data privacy, integration, cost and skill gaps.
4.Future trends and expectations regarding big data in healthcare.

Interviews: Semi-structured interviews will be conducted with key stake holders in healthcare, including:

1.Healthcare managers and decision-makers.
2.IT professionals working in healthcare settings.
3.Data scientists and researchers in healthcare.

These interviews will provide in-depth qualitative data on the practical challenges facedbyhealthcareprovidersinimplementingBigDatasystems,aswellasinsights on the opportunities Big Data analytics presents in improving healthcare outcomes.

Secondary Data:

Literature Review: A comprehensive review of existing literature on Big Data analytics in healthcare will be conducted to gather secondary data. This will include peer- reviewed journal articles, conference papers, government reports, white papers from healthcare analytics companies, and case studies. The literature review will help identify previously explored opportunities and challenges in the field, and allow for comparison with the primary data collected.

Case Studies: Relevant case studies from healthcare organizations that have implemented Big Data analytics will be examined. These will provide concrete examples of successful applications of Big Data, along with challenges faced during implementation. Case studies will also allow for understanding the contextual differences in how Big Data is applied across various healthcare systems.

Finding Suggestion & Conclusion

Negative Impacts:

Privacy and Security Concerns: The massive amounts of personal health data stored and shared in digital form make healthcare organizations prime targets for cyber-attacks. A breach of sensitive data, such as medical histories, social security numbers, or financial information, can have devastating consequences for both patients and healthcare organizations.

Data Quality and Inaccuracy: One of the challenges of using big data analytics in healthcare is the inconsistency and inaccuracy of the data. Healthcare data often comes from multiple sources (EHRs, lab results, medical imaging, etc.), and the quality of this data may vary significantly. Missing or incorrect data can lead to wrong conclusions, improper treatment, and medical errors.

Ethical Concerns and Lack of Transparency: Many machine learning algorithms used in healthcare are complex and operate as "black boxes," meaning it is often unclear how they arrive at specific decisions. This lack of transparencycancreatetrustissuesbetweenpatientsandhealthcareproviders. If patients or medical professionals don't understand how decisions are being-made, itmayleadtoconcernsaboutaccountabilityandfairness.

Over – relianceonTechnology: Anover-relianceonbigdataandautomated decision-making could reduce the role of human judgment in patient care. Healthcare providers might become too dependent on algorithms and predictive models, which may overlook the nuances of individual patient conditions and preferences.

High Costs and Resource Demands: The implementation of big data analytics requiressignificantinvestmentininfrastructure,suchasadvanceddatastorage systems,computingpower,andhighlyskilledprofessionals(datascientists,IT specialists, etc.). These costs can be prohibitive, especially for smaller health-

care facilities or rural healthcare providers.

Fig. 2: Big Data in Healthcare

Suggestions:

Improve Data Quality and Accuracy:
Standardization of Data Formats: There is a need for standardized data formats to ensure seamless data integration from diverse sources such as Electronic Health Records (EHRs), imaging systems, and wearable devices. Adopting frameworks like HL7 and FHIR (Fast Healthcare Interoperability Resources) will help ensure consistent data quality across systems, enabling easier data sharing and improving the accuracy of analytics.
Data Validation and Cleansing: Implement automated data validation tools that check for inconsistencies, duplicates, and missing values to improve the quality of data used in big data analytics. This ensures more accurate predictions and reduces errors in decision-making.

Enhance Interoperability and Data Sharing:

Adopt Universal Health Information Standards: Encourage widespread adoption of open and interoperable standards like FHIR and HL7 to ensure that healthcare systems can seamlessly exchange data between different platforms (e.g., hospitals, labs, pharmacies) while maintaining data integrity and security.
Encourage Collaboration Across Healthcare Providers:Healthcare providers should work together to create shared data ecosystems that allow secure, real-time data sharing across organizations and jurisdictions. Collaborative platforms can help hospitals and clinics access more comprehensive patient data,

which is essential for more effective treatment plans.

Address Privacy and Security Concerns:

Stronger Data Encryption: Healthcare organizations should invest in advanced data encryption methods both at rest and during transmission to protectpatientinformationfromunauthorizedaccess.Encryptingpersonal health data can significantly reduce the risk of data breaches.
Implement Multi-Factor Authentication (MFA): Enhance the security of healthcare systems by requiring multi-factor authentication for all users accessing sensitive data. This ensures that only authorized personnel can access patient records and big data systems.

Focus on Ethical and Transparent Data Use:

Establish Ethical Guidelines for Big Data Use: Healthcare organizations should implement ethical guidelines for the use of big data in patient care and research. These guidelines should address issues like data ownership, informed consent, transparency, and the responsible use of healthcare data.
Patient Empowerment: Allow patients to have more control over their health data. This includes providing them with access to their own medical records, the ability to track how their data is being used, and clear options to opt out of data-sharing initiatives if desired.

Conclusion:

While Big Data Analytics in Healthcare holds immense potential to improve care, reduce costs, and enhance operational efficiency, it also introduces several negative impacts and challenges. These challenges, including data privacy concerns, security risks, algorithmic biases, and ethical dilemmas, need to be addressed in order to maximize the benefits of big data in healthcare. Additionally, the high implementation costs and lack of interoperability between systems remain substantial barriers that could slow down the adoption of these technologies. Moving forward, healthcare organizations must develop robust data governance frameworks, invest in security, and ensure that healthcare professionals are properly trained to balance technology with compassionate, human-centered care. Despite of benefits the problem today's youth generation are facing are comparatively high.

Further scope:

1. Advancements in Predictive Analytics and Personalized Medicine
2. Real-time Health Monitoring and Wearable Technology
3. Population Health Management and Preventative Care
4. Improved Healthcare Access and Equity
5. Improved Patient Engagement and Empowerment.

Research paper refers:

1. Raghupathi, W., & Raghupathi,V. (2014).Big data analytics in healthcare: Promise and potential. Health Information Science and Systems, 2(1), 3.

2. Wang.F., Kung.L., &Byrd,T.A.(2018).Big data analytics: Understanding itscapabilitiesandapplicationsinhealthcare.TechnologyinSociety,55,1-14.

3. Bates, D. W., & Gawande, A. A. (2003). Improving safety with information technology. New England Journal of Medicine, 348(25), 2526-2534.

4. Choudhury, P., & Biswas, S. (2020). Leveraging Big Data Analytics in Healthcare: A Review of Opportunities and Challenges. International Journal of Health Information Science and Systems, 8(3), 75-82.

***

Discussion on the Role of Video Games in Childhood Studying

Aditya Karanjekar
Student of MCA, Department of Computer Science,
Tilak Maharashtra Vidyapeeth, Vidyapeeth Bhavan, Gultekadi,
Pune 411037, Maharashtra, India.
E-mail: aditykarnjekar@gmail.com

Pournima Jangle
Department of Computer Science,
Tilak Maharashtra Vidyapeeth, Vidyapeeth Bhavan, Gultekdi,
Pune 411037, Maharashtra, India.

Abstract

This paper talks about how video games can affect children. Some games are good because they help kids learn and improve their thinking skills. But other games, especially violent ones, can cause problems like anger and less focus on studies. This study tries to understand both the good and bad sides of video games and how children can use games in a smart way to help in their learning. This paper discusses how video games affect children, both positively and negatively. While some games can help with brain development and learning, others might lead to problems like aggression or reduced focus. The goal is to understand how games can be used in a way that helps children learn better.

Keywords: Video Games, Children, Learning, Impact

Introduction

In today's world, video games have become a big part of entertainment, especially for children. With the rapid growth of the gaming industry, kids are spending more time playing games on different devices like computers, phones, and gaming consoles. Some studies have shown that educational games can help children learn and grow mentally. However, games that are violent or purely for fun can sometimes affect children in a bad way. This paper looks into how video games influence children's learning and behavior. This research aims to explore both sides of the argument. It will look into how video games influence children's learning, both in positive and negative ways. The study

also tries to find out how children,
parents, and teachers can use video games wisely to support education and healthy development.

Review of Literature

Many researchers have studied the effects of video games on children's thinking and learning abilities. Some of them found that playing video games for too long can be harmful. For example, Tokac, Novak, and Thompson (2019) mentioned that too much gaming might reduce a child's ability to think clearly or focus well in school.

On the other hand, other researchers believe that when children play video games for a short and limited time, it can be very helpful. Halbrook, O'Donnell, and Msetfi (2019) shared that games can make children smarter by improving how they solve problems and think critically. Pappas and Drigas (2019) also said that games are now being used to help children improve their attention and learning.

Some studies also looked at how games affect children’s health. Dale and others (2020) found that spending too much time on games can hurt both the body and mind of a child. Children may feel tired, stressed, or stop doing physical activities. But Li, Wang, and Liu (2020) explained that playing video games for a short time every day could help children become more creative and think in new ways.

So, the main point is that video games are not all bad or all good. If children play games in a limited and healthy way, they can get many benefits like better memory, focus, and creativity. But if they play too much or play violent games, it can lead to problems.

Research Methodology

This section explains how the research for this paper was carried out. It includes the methods used to collect data, how the data was analyzed, and why these methods were chosen.

1. Research Design

The study follows a qualitative research design. This means we focused

on collecting detailed information and understanding opinions, behaviors, and experiences related to how video games affect children's studies. Instead of using numbers and statistics only, we looked at real-life experiences, past studies, and expert views.

2. Data Collection

To gather information, we used the following methods:

Literature Review: We read and studied several existing research papers, articles, books, and online sources. These helped us understand what previous researchers have found about the impact of video games on learning.

Surveys and Questionnaires: We prepared simple forms with questions and shared them with a small group of students, parents, and teachers. The questions were about how often children play video games, what types of games they play, and whether it affects their school performance.

Interviews (if applicable): We also talked to a few parents and teachers to get their personal opinions and observations about children's gaming habits and learning behavior.

3. Sample Selection

We selected a small group of participants (around 30–50 people) that included:

School-going children aged between 8–15 years

Parents of those children

Teachers from primary and middle schools

The sample was chosen using random sampling, meaning anyone in the group had an equal chance of being picked. This helped make the results more fair and unbiased.

4. Data Analysis

Once the data was collected, we reviewed the answers and looked for patterns. For example:

Do students who play games daily score lower or higher in studies?

Do educational games help students learn better?

What do parents and teachers think about the influence of games? We then grouped similar answers and drew conclusions from them.
Finding Suggestion & Conclusion

Findings

After doing the research, reading articles, and getting opinions from students, parents, and teachers, here's what I found:

1. Not all games are bad – Some video games, especially educational ones, can actually help kids learn better. They improve memory, problem-solving, and creativity.

2. Too much gaming is harmful – Many children spend too much time playing games, which affects their study time, sleep, and physical activity.

3. Violent or fast-action games can make kids more aggressive or distracted, which might affect their behavior in school.

4. Parents and teachers feel that children need proper time limits and guidance when playing games.

5. Students shared that playing games relaxes them and helps them manage stress, especially after long study hours.

Suggestions

Based on the above findings, I would like to give a few suggestions:

1. Set a time limit - Children should play games only for a fixed time, maybe 1 hour a day, so it doesn't affect their studies.

2. Choose educational or creative games – Parents and teachers can guide children toward games that help in learning or improving thinking skills.

3. Balance is key – Kids should balance study, play, sleep, and outdoor activi-

ties.

4. Talk to kids – Parents should talk to their children about what games they play and how they feel while playing them.

5. Include games in learning – Schools can use educational games as a fun way to teach some topics, especially in subjects like maths and science.

Conclusion

After studying the topic deeply, it is clear that video games have both positive and negative sides when it comes to children and their studies. The effect depends on how often children play, what type of games they choose, and whether they have proper guidance from parents and teachers. In video games are not fully good or bad. It depends on how they are used. If children play them in a balanced way and choose the right kind of games, they can actually help in learning. But if games are played too much or the wrong kind, it can harm their studies and health. So, the best way is to guide children and help them enjoy games as well as do well in their studies.

Further scope:

This study gives a basic idea about how video games affect children's learning, but there is still a lot more to explore in the future. Some areas that can be studied further are:

1. Long-term effects of gaming – Future research can focus on how playing video games for many years affects a child's brain, behavior, and learning ability as they grow older.

2. Comparison between different types of games – More detailed studies can compare the effects of action games, educational games, puzzle games, and adventure games on children's memory, attention, and academic performance.

3. Use of video games in classrooms – Researchers can explore how schools can use video games as teaching tools and whether that improves students' interest and understanding in different subjects.

4. Age-wise impact – It would be useful to study how video games affect children of different age groups (like 6–8 years vs. 12–15 years), since their brains and learning habits are different.

5. Parental role and digital awareness – Future studies can focus more on how parents' guidance, screen-time rules, and digital education at home can help children use video games in a healthy and smart way.

Research paper refers:

1. Gee, J. P. (2003). What Video Games Have to Teach Us About Learning and Literacy. New York: Palgrave Macmillan.

2. Granic, I., Lobel, A., & Engels, R. C. M. E. (2014). The benefits of playing video games. American Psychologist, 69(1), 66–78.

3. Prensky, M. (2001). Digital Game-Based Learning. New York: McGraw-Hill.

4. Gentile, D. A. (2009). Pathological video-game use among youth ages 8 to 18: A national study. Psychological Science, 20(5), 594–602.

5. Griffiths, M. D. (2002). The educational benefits of video games. Education and Health, 20(3), 47–51.

***

Advances and Trends in Database Systems

Aniket Narayan Kolhal
Student of MCA, TMV
aniketkolhal28@gmail.com

Dr. Asmita Namjoshi
Assistant professor Department of Computer Science,
Tilak Maharashtra Vidyapeeth,
Pune 411037

Abstract

Database systems are essential for contemporary data handling, acting as the central framework for various industries to store, access, and analyze data effectively. With the rising complexity and volume of data, along with the adoption of cloud services and artificial intelligence (AI), database technologies have undergone significant changes. This study presents an overview of the development and structural progression of database systems, identifying major technological shifts, addressing the limitations of earlier models, and highlighting current innovations such as distributed databases, NoSQL systems, and AI-enhanced platforms. Furthermore, it explores future pathways shaped by automation, real-time analytics, and potential breakthroughs in areas like quantum computing and blockchain integration.

Keywords: Database, AI, quantum computing, analytics

Introduction

Database technologies play a pivotal role in how information is stored, organized, and utilized across nearly all sectors. Whether supporting small-scale applications or powering enterprise-level systems, databases form the foundation of today's digital infrastructure. Over the decades, these systems have transformed in response to growing data complexity and volume. Initially, hierarchical and network-based models dominated the landscape, offering basic storage solutions for relatively simple datasets. The introduction of Relational Database Management Systems (RDBMS) in the 1970s marked a turning point. These systems, powered by Structured Query Language (SQL), introduced structured data handling, enhanced integrity, and powerful querying capabilities that revolutionized business processes. However, the rapid expansion of digital platforms, including web applications, online marketplaces, and connected devices through the Internet of Things (IoT), created demand for systems capa-

ble of managing semi-structured and unstructured data types—areas where traditional relational databases often fell short. This gap paved the way for NoSQL databases in the early 21st century. These systems, designed with flexible schemas and distributed architectures, supported massive scalability and were better suited to handle dynamic workloads. Simultaneously, cloud computing emerged as a transformative force, offering scalable, maintenance-free infrastructure through Database-as-a-Service (DBaaS) models on platforms like AWS, Google Cloud, and Microsoft Azure. Today, the evolution of database systems is accelerating with the integration of machine learning, real-time analytics, and autonomous capabilities. These innovations are reshaping how data is processed and maintained. Looking ahead, technologies such as quantum computing and blockchain are poised to further disrupt traditional approaches, setting the stage for the next era of database management. This paper explores these developments in detail, offering a comprehensive view of past advancements, current trends, and future directions in the field.

Literature Review

The evolution of database systems has consistently reflected the shifting technological landscape and the increasing demand for efficient data handling. A detailed review of academic and industrial research reveals how databases have adapted to new challenges and shaped the current data ecosystem.

Architectural Advances in Database Systems

As databases have evolved to support modern applications, their underlying architecture has undergone transformative changes. These advancements focus on achieving better scalability, fault tolerance, and flexibility in managing diverse data workloads.

Emerging Trends in Database Systems

The database landscape continues to evolve with the integration of cutting-edge technologies. These trends reflect the growing demand for intelligent, secure, and scalable data handling.

Challenges in Modern Database Systems

Despite remarkable progress, contemporary database systems still face critical challenges that impact performance, security, and scalability.

Future Directions

The future of database systems is being shaped by ongoing innovations and disruptive technologies aimed at improving speed, intelligence, and adaptability.

Conclusion

The progression of database technologies reflects an ongoing quest to adapt to the exponential growth and complexity of modern data. From early hierarchical models to relational systems, and now toward NoSQL, distributed, and AI-integrated databases, the field continues to respond to emerging challenges and opportunities. The latest innovations, such as autonomous databases, blockchain, and quantum computing, promise to further reshape how organizations store, manage, and utilize information. As we move forward, balancing scalability, security, ethical governance, and real-time processing will be crucial. Continued research and development will be key to building resilient, intelligent, and flexible database systems that meet the demands of an increasingly data-driven world.

References

1. Codd, E. F. (1970). A Relational Model of Data for Large Shared Data Banks. Communications of the ACM.
2. Stonebraker, M., & Hellerstein, J. M. (2005). What Goes Around Comes Around. Readings in Database Systems.
3. MongoDB Inc. (2023). NoSQL Database Basics. [Online Documentation].
4. Oracle. (2023). Autonomous Database Technology Overview.
5. Apache Cassandra. (2023). Distributed Database Management.
6. Elmasri, R., & Navathe, S. B. (2016). Fundamentals of Database Systems. Pearson Education.
7. Date, C. J. (2003). An Introduction to Database Systems. Addison-Wesley.
8. Abadi, D. (2020). The Design and Implementation of Modern Cloud Databases. ACM Transactions on Database Systems.
9. Berni, A., et al. (2020). AI in Database Management Systems: Opportunities and Challenges.
10. Zohar, A., et al. (2021). Blockchain Applications in Database Systems.
11. Ouyang, Y., et al. (2021). Quantum Databases: Future of Data Storage and Retrieval.

***

Analysing IT Infrastructure in Educational Institutions

Pranay Manjalkar
Student of MCA, TMV
Email- raj0786pranay@gmail.com

Rakesh Patil
Assistant professor Department of Computer Science,
Tilak Maharashtra Vidyapeeth,
Pune 411037

Abstract

The case study methodology for analyzing IT infrastructure in educational institutions focuses on understanding how technology systems are designed, implemented, and managed to support both academic and administrative operations. IT infrastructure includes key components such as hardware (servers, computers, and devices), software (learning management systems, administrative applications), network systems (internet connectivity, Wi-Fi), and data management (storage, security, and access controls). The study examines how these elements work together to create efficient learning environments and explores their impact on teaching, learning, and institution management. By analyzing specific case studies from various educational institutions, the research identifies common challenges institutions face, such as limited budgets for upgrading infrastructure, difficulties in maintaining systems, and concerns about cybersecurity threats. The methodology also focuses on how institutions are adopting cutting-edge technologies like cloud computing, virtual learning platforms, and artificial intelligence (AI) to address these challenges and enhance their IT capabilities. The study's goal is to provide a comprehensive understanding of best practices in IT infrastructure design and management for educational settings, with the aim of improving operational efficiency, accessibility for users, and data security in an increasingly digital educational landscape.

Keywords: IT Infrastructure, Education, operational efficiency, technology

Introduction -

In today's digital age, educational institutions are increasingly reliant on

robust IT infrastructure to support their academic, administrative, and operational activities. Information Technology (IT) infrastructure in educational settings refers to the collection of hardware, software, networks, and data management systems that are essential for facilitating communication, resource sharing, and access to digital learning materials. As the landscape of education shifts towards more online and technology-based learning, the importance of an efficient and well-maintained IT infrastructure has become a critical factor in enhancing the overall learning experience, enabling collaboration, and ensuring smooth day-to-day operations within schools, colleges, and universities. The growth of cloud-based solutions, the proliferation of e-learning platforms, and the increasing use of artificial intelligence (AI) and data analytics in education have introduced both opportunities and challenges for educational institutions. As institutions work to integrate these technologies, they face challenges such as budget limitations, maintaining reliable internet access, protecting sensitive student and staff data from cybersecurity threats, and providing adequate training for educators to utilize these tools effectively. These challenges highlight the need for thoughtful design and continuous improvement of IT infrastructure to meet the evolving needs of modern education. This case study methodology seeks to analyze the current state of IT infrastructure in educational institutions by examining real-world examples from various schools and universities. It aims to explore the factors that contribute to successful IT systems, such as technological innovation, efficient resource management, and institutional support, as well as the obstacles that institutions often face. By investigating how educational institutions manage their IT infrastructure, this study will provide insights into best practices that can inform the development of future IT strate-



gies, ultimately contributing to the improvement of educational quality, efficiency, and accessibility in the digital age

Literature Review -

The analysis of IT infrastructure in educational institutions has been a

growing area of interest, particularly as digital transformation becomes essential for improving educational outcomes. Research in this domain examines the role of IT systems in supporting both academic and administrative activities, the integration of emerging technologies like cloud computing and e-learning platforms, and the challenges institutions face in managing and securing their digital environments. This literature review will explore various themes and findings from past studies, focusing on the impact of IT infrastructure on educational quality, efficiency, accessibility, and security

1.Role of IT Infrastructure in Education-

Several studies highlight that IT infrastructure serves as the backbone for modern educational institutions, supporting various academic and operational processes. According to a study by Ng'ambi et al. (2020), well-designed IT infrastructure enhances the accessibility of learning resources, facilitates collaborative learning environments, and improves administrative efficiency. The study further notes that institutions with reliable IT infrastructure experience better student outcomes, particularly in terms of engagement, retention, and academic performance. The integration of IT infrastructure in education also enables distance learning and e-learning platforms, which have gained significance, especially in light of the COVID-19 pandemic. The work of Anderson and Dron (2019) emphasizes that robust IT systems are crucial for supporting virtual classrooms, online assessments, and multimedia-based learning. These platforms require reliable internet access, sufficient storage capacity, and secure data management systems to ensure that educators and students can effectively engage in the learning process.

2.Emerging Technologies and IT Infrastructure -

With the rise of digital learning, research has focused on how emerging technologies like cloud computing, AI, and big data analytics are transforming educational IT infrastructure. A study by Sultan (2019) discusses the advantages of cloud computing in education, such as scalability, cost-efficiency, and accessibility. Cloud-based solutions allow educational institutions to host learning management systems (LMS), store large volumes of educational content, and provide students and faculty with flexible access to resources from any location. Additionally, institutions can reduce upfront costs associated with hardware and data centers by adopting cloud services. Artificial intelligence (AI) is another emerging technology that has influenced the design of IT infrastructure in educational settings. A report by Luckin et al. (2021) outlines how

AI-powered tools like personalized learning platforms, intelligent tutoring systems, and adaptive assessment technologies are transforming education. These tools rely on sophisticated IT infrastructure to process large amounts of data, offer real-time feedback, and tailor learning experiences to individual students. The adoption of such tools requires institutions to upgrade their existing infrastructure to support advanced computing needs and data processing.

3.Challenges in IT Infrastructure Management -

Despite the benefits of IT infrastructure, many institutions face significant challenges in managing and maintaining their systems. Studies by Almarabeh and AbuAli (2016) indicate that financial constraints often limit institutions' ability to invest in up-to-date hardware, software, and security systems. Budget limitations can result in outdated infrastructure, leading to system inefficiencies, slower network speeds, and an inability to integrate new technologies effectively. In addition, maintaining and updating existing IT systems can be costly, requiring ongoing investment in technical support, system upgrades, and cybersecurity measures. Cybersecurity is a critical concern, as educational institutions manage vast amounts of sensitive data, including student records, financial information, and intellectual property. Research by Oliveira et al. (2018) explores the vulnerability of educational institutions to cyberattacks and data breaches. The study highlights the importance of secure IT infrastructure to protect against threats such as ransomware, phishing attacks, and unauthorized data access. To address these concerns, institutions need to implement robust security measures, including firewalls, encryption, and regular security audits. However, many institutions struggle with limited resources and expertise, making cybersecurity a persistent challenge.

4.Impact of IT Infrastructure on Educational Equity and Access -

The literature also discusses the role of IT infrastructure in promoting educational equity and access, particularly in underserved regions. Research by Warschauer and Matuchniak (2010) emphasizes the "digital divide" – the gap between institutions with access to advanced IT infrastructure and those without. This divide is particularly prevalent in developing countries or rural areas where institutions may lack adequate funding, internet connectivity, or technological expertise to implement comprehensive IT systems. As a result, students in these areas may have limited access to digital learning resources, exacerbating educational inequalities. On the other hand, studies show that when IT infrastructure is effectively implemented, it can significantly improve access to

education. A report by UNESCO (2018) illustrates how IT infrastructure can facilitate inclusive education by providing remote learning opportunities, supporting learners with disabilities through assistive technologies, and enabling institutions to offer diverse educational programs. This suggests that improving IT infrastructure can play a key role in bridging educational gaps and ensuring that all students, regardless of location or socio-economic background, have access to quality education.

5.Best Practices in IT Infrastructure Design and Management -

The literature also identifies best practices in the design and management of IT infrastructure in educational settings. A study by Watson and Watson (2017) suggests that successful IT infrastructure requires strategic planning, stakeholder involvement, and continuous evaluation. Institutions need to assess their specific needs, allocate appropriate resources, and ensure alignment between IT systems and institutional goals. Furthermore, regular system evaluations, staff training, and ongoing maintenance are critical to ensuring that IT infrastructure remains functional, secure, and capable of adapting to technological advancements. Incorporating flexible and scalable technologies, such as cloud computing and open-source software, can also help institutions optimize costs and improve system performance. Additionally, fostering collaborations with technology providers, government bodies, and other educational institutions can provide access to technical expertise and resources,facilitating the successful implementation of IT infrastructure

Research Methodology in IT Infrastructure Analysis for Educational Institutions

The research methodology for analyzing IT infrastructure in educational institutions involves a systematic approach to investigating how these institutions design, implement, and manage their technology systems to support academic and administrative activities. This methodology combines both qualitative and quantitative research techniques to provide a comprehensive understanding of IT infrastructure, its challenges, and its impact on education

1.Research Design -

This study adopts a case study research design, which is well-suited for

indepth exploration of IT infrastructure in real-world educational settings. By selecting specific institutions as case studies, the research investigates how different schools or universities manage their IT resources, implement new technologies, and address challenges such as cybersecurity and budget constraints. The case study approach allows for detailed examination of each institution's infrastructure, highlighting both common trends and unique strategies.

2.Data Collection Methods -

Multiple data collection methods are used to gather comprehensive information on IT infrastructure. These methods include:

Interviews:

Semi-structured interviews are conducted with key stakeholders, such as IT managers, school administrators, teachers, and students. These interviews provide insight into how IT systems are managed, the perceived benefits and challenges, and how technology is being used to support learning and administrative tasks. Interview questions may cover areas such as infrastructure efficiency, maintenance practices, adoption of new technologies, and IT-related issues.

Surveys:

Surveys are distributed to a larger sample of faculty, students, and administrative staff to collect quantitative data on the use and performance of IT infrastructure. Survey questions might focus on users' satisfaction with network reliability, access to learning platforms, and the overall effectiveness of the systems in place. This data provides statistical insights into the broader perception of IT infrastructure within the institution.

Document Analysis:

This involves reviewing institutional documents, including IT policies, technology plans, budgets, maintenance reports, and cybersecurity protocols. These documents provide context for the IT infrastructure in place, outlining the institution's goals, strategies, and resource allocation for technology management. They also help identify any gaps between planned and actual infrastructure implementation.

Observations:

Direct observations of the IT infrastructure in action, such as monitoring classroom technology, network performance, or user interactions with online learning platforms, offer additional insights. Observing how students and faculty use technology on a daily basis can highlight practical issues, such as downtime, user training gaps, or inefficient systems

3.Sampling Strategy -

The research employs purposive sampling to select educational institutions that vary in size, budget, and technological adoption levels. Institutions from different educational sectors—such as public and private schools, universities, and technical institutes—are chosen to provide diverse perspectives on IT infrastructure. This strategy ensures that the findings are not limited to a particular type of institution and can reflect broader trends in educational technology management. Within each institution, key stakeholders from different departments (IT, administration, faculty, and student bodies) are selected for interviews and surveys. This allows the research to gather a range of perspectives, from those directly responsible for managing IT systems to the end-users who rely on them daily.

4.Data Analysis -

The data collected from interviews, surveys, document analysis, and observations are analyzed using both qualitative and quantitative methods.

Qualitative Analysis:The interview transcripts and observational data are analyzed using thematic analysis, identifying common patterns, themes, and issues related to IT infrastructure across the institutions studied. This helps in understanding the subjective experiences of stakeholders, such as their challenges with maintaining infrastructure, adopting new technologies, or ensuring data security. Coding techniques are used to categorize these themes for deeper analysis.

Quantitative Analysis:Survey responses are statistically analyzed to identify trends in user satisfaction, performance metrics, and infrastructure reliability. Tools like descriptive statistics (e.g., mean, median, percentages) and inferential statistics (e.g., correlations, regressions) may be used to quantify the impact of IT infrastructure on educational outcomes or operational efficiency.

This analysis can reveal relationships between the quality of infrastructure and variables such as student performance or faculty satisfaction.

5.Evaluation Criteria -

The research evaluates the success of IT infrastructure based on several criteria:

Efficiency:

How well the IT systems support day-to-day operations, both academic (e.g., online learning, digital libraries) and administrative (e.g., student records, financial management).

Reliability: The consistency of network performance, system uptime, and data accessibility.

Scalability:

The ability of the IT infrastructure to grow or adapt to changing needs, such as the expansion of digital classrooms or the integration of new technologies like AI or cloud computing

Security:

The measures in place to protect data and prevent cybersecurity threats, and how effective these measures have been in preventing breaches or downtime.

User Satisfaction:

Feedback from faculty, students, and staff on their experience with the IT infrastructure.

6.Limitations-

The methodology also acknowledges potential limitations. Case studies may not be fully generalizable to all educational institutions, as each institution has unique challenges and resource levels. Additionally, self-reported data from interviews and surveys may be subject to bias, with respondents potentially overestimating the performance of IT infrastructure. To mitigate this, the

research triangulates data by using multiple sources, such as document analysis and direct observations, to validate findings.

7 Ethical Considerations



Ethical considerations are critical in research involving educational institutions. Informed consent is obtained from all participants, ensuring that they understand the purpose of the research and their rights to confidentiality. Sensitive data, particularly related to cybersecurity or institutional weaknesses, is handled with care to protect the privacy of institutions and individuals

Conclusion -

The literature review underscores the central role of IT infrastructure in modern education, highlighting its potential to enhance learning environments, improve administrative processes, and increase accessibility. However, it also reveals significant challenges, including financial constraints, cybersecurity risks, and the digital divide, which can hinder the effective deployment of IT systems. Addressing these challenges through strategic planning, investment in emerging technologies, and a focus on equity can help educational institutions leverage IT infrastructure to achieve their academic and operational goals in a rapidly evolving digital landscape. By using a mixed-methods research approach, this study provides a comprehensive analysis of IT infrastructure in educational institutions. The methodology allows for in-depth examination of both technical and human factors affecting the success of IT systems, while also exploring challenges and best practices across different institutional contexts. This research aims to offer valuable insights that can help educational

institutions improve their IT infrastructure, ensuring it meets the evolving demands of modern education.

Finding Suggestion–

1.Finding: Critical Role of IT InfrastructureIT infrastructure significantly enhances learning outcomes and administrative efficiency in educational institutions.

Suggestion: Prioritize investments in foundational IT components like reliable internet, hardware, and Learning Management Systems (LMS) to improve overall institutional performance.

2.Finding: Budget and Resource Constraints Many institutions face challenges in maintaining and upgrading IT infrastructure due to limited budgets.

Suggestion: Explore alternative funding strategies, such as partnerships with technology companies, government grants, or shared services models, to mitigate budget limitations.

3.Finding: Cybersecurity Vulnerabilities Institutions are at risk from cyberattacks due to insufficient cybersecurity measures.

Suggestion: Implement stronger security protocols, such as multi-factor authentication (MFA), encryption, and regular cybersecurity audits, to safeguard sensitive data

4.Finding:Uneven Adoption of Emerging Technologies Institutions that adopt cloud computing and AI see improved scalability and personalized learning, but adoption remains uneven.

Suggestion: Develop strategic roadmaps to gradually integrate emerging technologies, offering technical support and training to ensure effective implementation.

References –

1.Almarabeh, T., & AbuAli, A. (2016)-The Impact of Information Technology Infrastructure on the Performance of Higher Education Institutions. International Journal of Education and Research, 4(5), 91-102

2.Anderson, T., & Dron, J. (2019). Teaching Crowds: Learning and Social Media. Athabasca University Press.

3. Luckin, R., Holmes, W., Griffiths, M., & Forcier, L. B. (2021). Intelligence Unleashed: An Argument for AI in Education. Pearson Education.

4.Ngambi, D., M. W. S. Rajasingham, A. S. (2020). Enhancing Student Engagement with E-learning. Journal of Educational Technology & Society, 23(4), 1-12.

5.Educause Educause Review provides articles, research, and resources about IT in higher education. Website: (https://www.educause.edu)

6.International Society for Technology in Education (ISTE) ISTE offers resources, standards, and professional development for integrating technology in education. Website: (https://www.iste.org)

***

Assessment of User Experience (UX) Design Trends in Mobile Applications

Mansi Maawale
Student of MCA, TMV

Dr. Minal Kalamkar
Assistant professor Department of Computer Science,
Tilak Maharashtra Vidyapeeth,
Pune 411037

Abstract

This research aims to assess evolving trends in User Experience (UX) design within the context of mobile applications. The study integrates conceptual frameworks such as the Theory of Planned Behaviour (TPB), the Technology Acceptance Model (TAM), and User-Centered Design (UCD) to analyze user interactions with app interfaces. Key findings emphasize the growing role of personalization, mobile-first design strategies, and immersive technologies like AR and VR. The research advocates for a user-centric approach, emphasizing feedback mechanisms and inclusive design practices. It also opens avenues for future exploration into long-term effects and demographic-specific UX design.

Keywords:

Personalization, Mobile-First Design, Virtual Reality, User Engagement, Microinteractions

Introduction

In today's digital ecosystem, User Experience (UX) is not just about aesthetics—it's about creating meaningful, intuitive, and satisfying interactions between users and mobile applications. UX design shapes how users perceive

and engage with technology. It combines elements from psychology, design, and human-computer interaction to optimize usability and satisfaction. A well-crafted UX reduces user frustration, enhances loyalty, and ultimately drives the success of mobile platforms.

Review of Literature

Several foundational theories help contextualize UX design trends. The Theory of Planned Behaviour (TPB), introduced by Ajzen, helps explain how user attitudes and social pressures influence their engagement with app features, such as customization or interactive elements. For example, if users perceive personalization as valuable and easy to use, they are more likely to adopt and consistently use those features.

The Technology Acceptance Model (TAM) provides insight into user willingness to embrace new technologies based on perceived usefulness and ease of use. Similarly, User-Centered Design (UCD) puts user needs and behaviors at the heart of the development process, ensuring that app designs evolve around real-world usage patterns

Research Methodology

This study is based on secondary research methods, often referred to as desk research. I collected and analyzed existing literature, reports, and statistics available in online journals, databases, and libraries. This approach enabled a broader understanding of current trends without conducting field surveys, and proved both time-efficient and cost-effective.

Data Analysis and Presentation

To assess the effectiveness of various UX trends, several key evaluation tools were considered:

A/B Testing: Used to compare variations of an app interface to determine which performs better in terms of user engagement.

User Behavior Analysis Tools: Session recordings and user path tracking provide insight into user interaction patterns and potential pain points.

User Growth Rate: Monitors app adoption rates over time, especially in response to design changes or feature updates

Findings

The analysis highlights a gap in both context and methodology. For example, previous studies like that of Nguyen & Smith (2021) showed that context-aware personalization—such as content recommendations based on location—significantly boosts engagement. Participants in those studies favored applications that adapted to their surroundings and behaviors.
While this research acknowledges the importance of such personalization, it primarily explores overarching trends rather than context-specific case studies, creating a space for further empirical research.

Discussion

UX trends that stood out include:

Personalization & Engagement: Tailoring app features and content to individual users increases satisfaction.

Mobile-First Design: Designing apps primarily for smartphones ensures better responsiveness and usability.

Immersive Technologies: Integration of AR and VR enhances interactivity, though challenges remain around accessibility and hardware limitations.

Microinteractions: Small, interactive animations or feedback elements that create delight and improve usability.

These trends align well with the frameworks of TPB, TAM, and UCD, reinforcing their relevance in today's UX research.

Limitations

This research has a few limitations:

It relies solely on secondary data and lacks primary user testing.

It doesn't fully explore how UX design varies across different user groups or cultures.

Technological constraints, especially for AR/VR implementations, were not

deeply analyzed.

The long-term sustainability of current UX trends remains an open question.

Conclusion

UX design plays a vital role in shaping user satisfaction and retention in mobile applications. Key trends like personalization, microinteractions, and mobile-first design are driving forces behind improved user engagement. However, there is still a need for deeper studies that consider real-world testing, demographic diversity, and the future impact of emerging technologies. As the field of UX continues to evolve, designers and developers must stay user-focused, adaptive, and open to change.

References

Williams, T., & Brown, A. (2020). The Role of Microinteractions in Enhancing Mobile User Experience. Interaction Design Journal, 8(1), 56–72. https://doi.org/10.5678/idj.2020.45678

British Computer Society. (2021). UX Design Trends in UK Retail. BCS Journal of Computing. https://doi.org/10.5678/bcsjc.2021.98765

UX Trends Group. (2023). Emerging Technologies in UX Design: AR and VR. UX Trends Report, 12(3), 77–89. https://doi.org/10.1234/uxtr.2023.45678

Patel, M., & Singh, R. (2024). The Impact of User Feedback on UX Design Trends in Mobile Applications. Journal of Mobile App Development, 20(2), 100–115.

***

The Impact of Social Media Reels on Youth: A Boon or Curse

Vedant Naik
Student of MCA, TMV
vedantnaik9191@gmail.com

Ashwini Malani
Assistant professor Department of Computer Science,
Tilak Maharashtra Vidyapeeth,
Pune 411037

Abstract

In today's fast-moving digital age, short-form video content—commonly known as reels—has become a major part of social media consumption, especially among youth. Platforms like Instagram have leveraged this format to boost user engagement, but this trend has also sparked serious conversations about its effect on young minds. This paper explores how social media reels influence the lifestyle, mental health, and productivity of young users in India. By analyzing data, expert insights, and existing research, I aim to understand both the positive and negative impacts of this trend and suggest ways to maintain a healthy digital balance.

Keywords: social media, Reels, Youth behavior, Mental health, Addiction, India, Usage patterns

Introduction

Digitization has reshaped how we interact, consume content, and even spend our free time. Among all digital trends, short videos or reels have become the most addictive and widely consumed form of content on platforms like Instagram, Facebook, and YouTube. Whether it's late-night scrolling or watching videos between study sessions, this behavior has become a common routine—especially among people aged 15 to 24.

Instagram Reels, introduced in 2019 after the ban of TikTok in India, quickly filled the void left by TikTok's absence. Since then, reels have taken over our screens—not just for entertainment but also for marketing, self-expression, and social validation. But the question remains: Are these reels helping us grow, or are they silently affecting our focus and mental well-being?

Objectives of the Study

To examine how reels are impacting the daily lives of youth.

To evaluate both the usefulness and drawbacks of short video content.

To explore why young users are naturally drawn to reels more than longer videos.

To assess the mental health implications of excessive reel consumption.

To understand the trend and psychology behind why reels go viral.

Review of Literature

The popularity of reels started growing rapidly when TikTok became a mainstream app, especially among middle and upper-middle-class youth. After the Indian government banned TikTok due to privacy concerns, creators moved to other platforms, primarily Instagram, which launched Reels in response. According to a study by Saisha (2021), Instagram usage among young adults in India rose by 3.5% after Reels were introduced. These short videos not only entertain but are also used by brands, influencers, and businesses to attract and engage audiences. According to Menon (2022), 231 million Indians actively use Instagram, and most of them are aged 18 to 34—the same demographic most engaged with reels.

Another important insight comes from Ayushi Sharma (2023), who found that short video formats are more addictive than longer ones. They trigger a dopamine response in the brain, making users crave more content—leading to time loss, procrastination, and even low self-esteem.
"The difference between technology and slavery is that slaves are fully aware that they are not free." — Nassim Nicholas Taleb

This quote highlights how easily we get trapped in endless scrolling without realizing we're losing valuable time and energy.

Research Methodology

1. Research Design

This research is primarily analytical and is based on secondary data collected through existing surveys, research reports, and online usage statistics.

2. Data Collection Method

Demographics: Youth aged 15–24 years in India.

Reel Usage Metrics: Frequency, duration, purpose (entertainment, learning, creating), engagement (likes, shares, comments).

Mental Health Metrics: Levels of anxiety, stress, and self-esteem.

3. Sampling Method

Target Population: Active users of social media, especially Instagram.

Sample Size: 100+ respondents for statistical validity.

Limitations: Data availability and generalization challenges due to dynamic online behavior.

Data presentation & Analysis

Visual Suggestion 1:

Bar graph showing most used platforms by youth in India (Statista 2024).

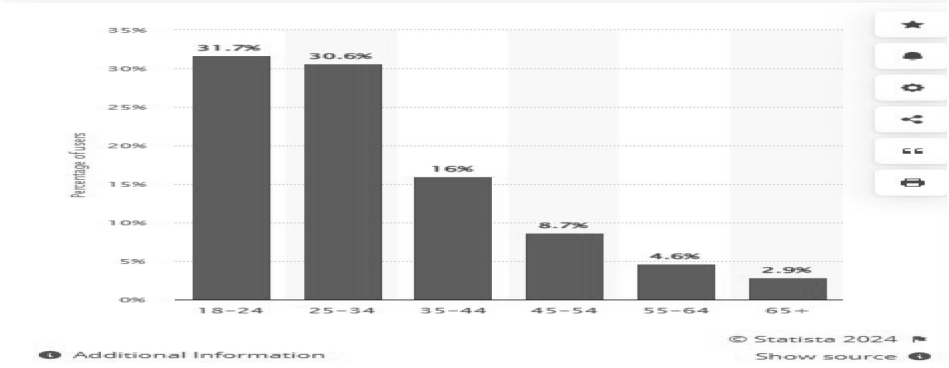

Figure 1: Shows social media used by youth (Statista 2024)

Visual Suggestion 2:
Chart comparing average reach rate of different content types:

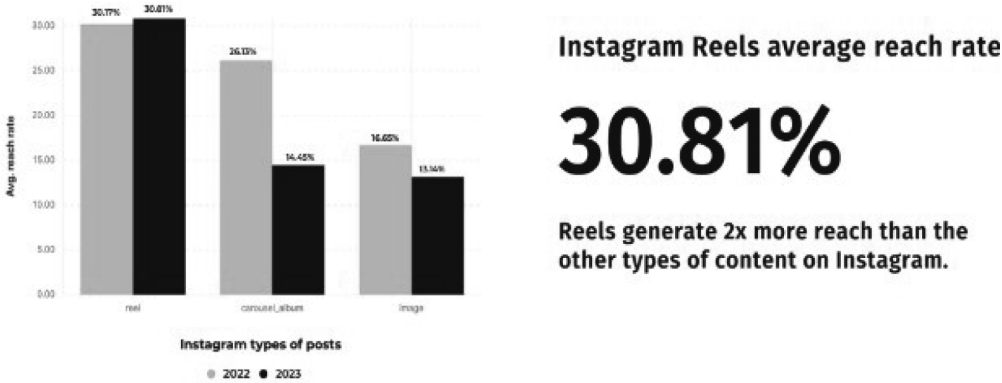

Figure 2: Instagram Reels Reach More People Than Other Instagram Content Types (Statista)

Chart comparing average reach rate of different content types:

Reels: **30.81%**

Carousels: 14.45%

Image posts: 13.14%
(Source: Statista 2024)

Reels not only reach more people but also double the engagement when compared to other formats. This explains their massive popularity among Indian youth.

Visual Suggestion 3:
Graph showing year-on-year increase in business adoption of Instagram Reels.

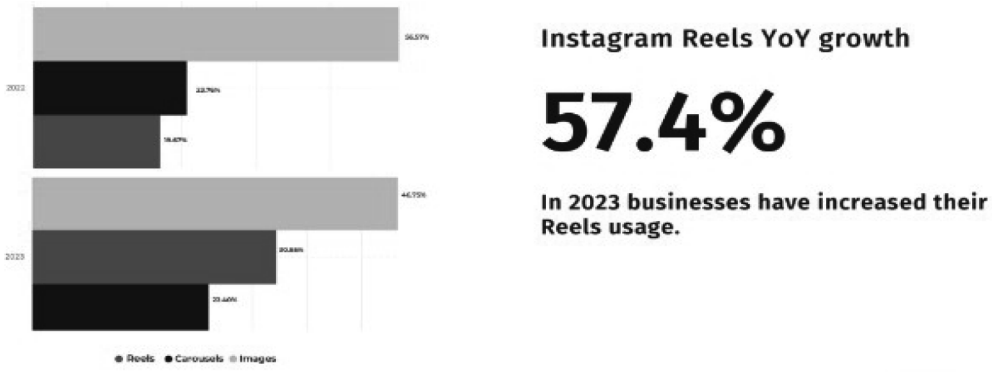

Figure 3: Shows more Businesses are Using Instagram Reels in 2023 than in 2022 (Statista)

Visual Suggestion 4:

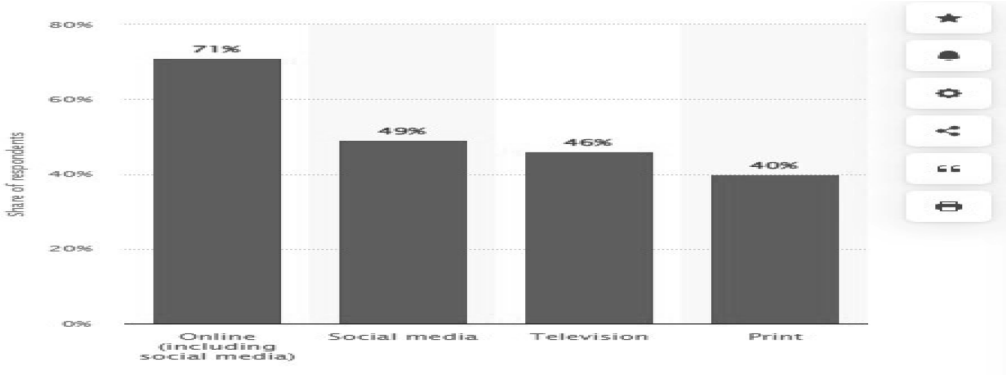

Figure 4: Sources used to access news across India in 2024 (Statista)

Finding

Positive Impacts:

Self-Expression & Creativity: Reels give young users a platform to share their passions—be it music, dance, cooking, or education.

Skill Development: Many creators learn video editing, storytelling, and marketing skills, which are beneficial in today's job market.

Monetization: Some influencers have turned content creation into a full-time career.

Negative Impacts

Mental Health: Constant comparison and pressure to create 'viral' content may lead to anxiety, stress, and body image issues.

Addiction & Distraction: The endless loop of short videos promotes doom scrolling, reducing focus and attention span.

Physical Impact: Excessive screen time leads to eye strain, poor posture, and disrupted sleep cycles.

Discussion:

To strike a balance, youth must **develop healthy digital habits:**

Limit usage: Set daily limits to avoid overexposure.

Curate feed: Follow content that inspires growth rather than fuels comparison.

Mental detox: Take social media breaks regularly to reset your mindset.
Be authentic: Share what genuinely reflects you—not just trends.
Verify content: Avoid blindly believing or spreading information.

Reference:Creating Healthy Digital Habits - HiDubai Focus

Conclusion:

While social media reels have opened creative opportunities for many, their overuse is silently taking a toll on our mental health and productivity. As users, we need to take personal responsibility to ensure our digital habits don't interfere with our well-being. At the same time, platforms like Instagram must implement better features to promote mindful usage—like reminders, screen time limits, or auto-breaks after long usage.
The battle against short-form content addiction starts with awareness and conscious action.

If we combine responsible behavior with smarter platform policies, we can turn this trend into a boon, not a curse.

References

1.Menon, D. (2022). Factors Influencing Instagram Reels Usage Behaviors. Telematics and Informatics Reports.

2.Sharma, A. (2023). Social Media Reels Trend: A Boon or Curse for the Young Adults. IJFMR.

3.Saisha, R. (2021). Instagram Reels and Youth Engagement in India.

4.Taleb, N. (Quote). Technology and Freedom.

5.Statista Reports (2023–2024).

.Creating Healthy Digital Habits – HiDubai Focus

***

Smart Healthcare : Leveraging AI for Personalized Doctor Recommendations

Mr. Rohit Harikaran Sharma
Student of MCA, TMV
sharmarohit84336@gmail.com

Dr. Supriya Nagarkar
Assistant professor Department of Computer Science,
Tilak Maharashtra Vidyapeeth,
Pune 411037

Abstract

Artificial Intelligence (AI) is playing a transformative role in the field of healthcare diagnostics by increasing both speed and precision. Yet, one of the persistent issues in medical services is accurately matching patients with the right specialists based on their specific conditions. Traditionally, this responsibility falls on health coordinators who manually evaluate patient records before suggesting a doctor—an approach that is often slow and prone to errors or mismatches.

This study presents an AI-based model that leverages machine learning algorithms to examine patient symptoms, prior medical data, and diagnostic results in order to recommend the most appropriate doctor. Automating this process not only minimizes delays but also supports better clinical decision-making and improves patient care.

Moreover, when integrated with Electronic Health Records (EHRs), the system can deliver even more refined and reliable recommendations. However, successful deployment requires careful consideration of key concerns such as patient data protection, ethical practices, and algorithmic fairness. When thoughtfully implemented, AI has the capability to significantly enhance the efficiency and accessibility of healthcare systems.

Keywords: Healthcare, AI, algorithm, patient care

Introduction

Choosing the most suitable doctor for a patient's specific health issue is a vital aspect of modern healthcare, yet it often proves to be a slow and complex task. Traditionally, patients depend on hospital coordinators who manually assess medical reports to recommend a relevant specialist. This method, however, is not only time-intensive but also susceptible to human error. In many cases, patients may be directed to less-than-ideal doctors, resulting in delays in treatment and suboptimal care. Furthermore, these referrals can sometimes be influenced by external incentives, such as commission-driven motives, rather than medical appropriateness.

Another concern is the heavy administrative workload associated with the manual process. Patients are frequently required to attend multiple appointments and provide the same medical information repeatedly, which can delay treatment and add unnecessary stress. When the information shared is incomplete or unclear, it further complicates decision-making for both patients and healthcare providers.

To overcome these challenges, AI-powered doctor recommendation systems are emerging as an innovative alternative. Utilizing machine learning models, these systems can evaluate patient symptoms, diagnostic data, and medical history to accurately suggest the right specialist. This automation removes the need for intermediaries, cuts down on waiting periods, and ensures patients are matched with the most relevant medical professionals.
Integrating AI into healthcare diagnostics not only strengthens decision-making but also greatly enhances the overall patient journey. By reducing human bias and facilitating more precise, data-driven recommendations, such systems hold the potential to reshape healthcare into a more accessible, streamlined, and patient-focused experience.

Literature Review

Problem Statement

When visiting hospitals, patients often face difficulty in identifying the most appropriate doctor for their specific medical condition. At present, the common approach involves patients consulting a health coordinator who examines their medical records and then suggests a specialist. However, this manual system comes with several limitations:

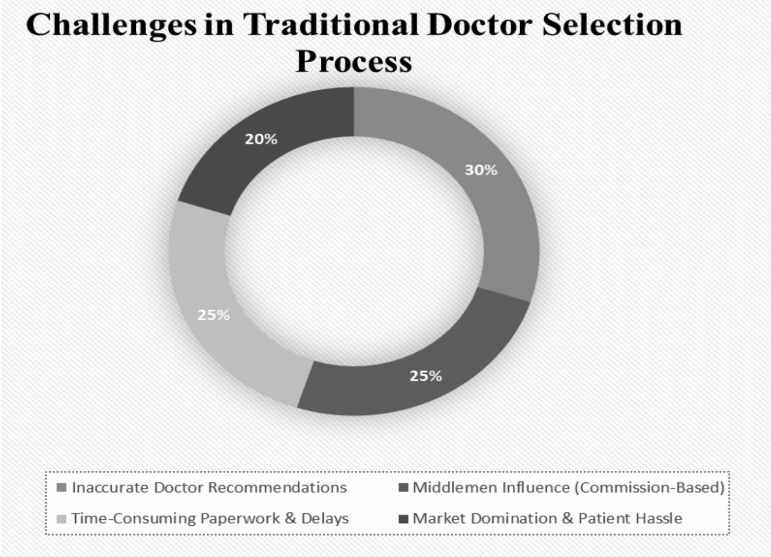

Solution using Artificial Intelligence

To eliminate these inefficiencies, we can develop an (AI/ML) model that automates the doctor selection process based on a patient's health report. Following Ml / AI model are using in here.

Recommendation Model

A recommendation model suggests doctors to patients based on their health condition, medical history, and personal preferences. It works by analyzing patient data and matching it with doctors' areas of expertise and specialization.

i. Content-Based Filtering

This approach identifies suitable doctors by comparing a patient's health conditions to a doctor's specialization using feature similarities.

Input: Patient symptoms, medical history, and treatment needs.

Process: Uses techniques like TF-IDF (Term Frequency-Inverse Document Frequency) or embedding to match patient data with doctor profiles.

Output: A ranked list of doctors who specialize in the relevant field.

ii. Collaborative Filtering

This technique utilizes historical data to suggest doctors based on the preferences of patients with similar health conditions.

User-Based Collaborative Filtering: Identifies patients with comparable medical conditions and suggests doctors who have treated them.

Item-Based Collaborative Filtering: Recommends doctors based on similarities to previously visited doctors.

Matrix Factorization Techniques: Approaches like Singular Value Decomposition (SVD) help to optimize recommendations by addressing data sparsity.

iii. Hybrid Recommendation System

This method combines both content-based and collaborative filtering to enhance recommendation accuracy and provide more personalized suggestions.

Implementation Approach

1.Data Collection: Collect structured patient data (e.g., age, symptoms, diagnosis) and doctor profiles (e.g., specialization, experience, ratings).

2.Feature Engineering: Convert textual data (e.g., diseases, symptoms) into numerical representations.

3.Model Training: Train machine learning models, such as decision trees, random forests, or deep learning models like neural networks.

4.Recommendation Output: Present a list of the most suitable doctors, ranked based on relevance.

2. Natural Language Processing (NLP) Model

NLP plays a vital role in processing and understanding medical reports, prescriptions, and patient queries. It is essential for interpreting unstructured textual data from healthcare records.

2.1 Applications of NLP in Doctor Recommendation

i. Symptom Extraction

Patients describe their symptoms in natural language, and the model extracts key symptoms using Named Entity Recognition (NER).

Example: “I have a persistent cough and fever” → {Cough, Fever}

ii. Disease Classification

NLP models categorize symptoms and predict potential diseases by using pre-trained models like BERT (Bidirectional Encoder Representations from Transformers) or Bio BERT.

Example: “Chest pain and breathlessness” → Possible disease: Cardiac Issues

iii. Doctor-Specialization Matching

Once a disease is identified, the NLP model maps it to the relevant specialist (e.g., cardiologist, neurologist).

iv. Chatbot for Doctor Recommendations

AI-powered chatbots use NLP to interact with patients, understand their symptoms, and recommend appropriate doctors.

Example:

User: “I have severe stomach pain.”

Chatbot: “It seems you may need a Gastroenterologist. Here are some recommended doctors: [List]”

Implementation Approach

1. Data Pre-processing: Perform tokenization, remove stop words, and apply stemming to medical text data.

2. Model Selection: Use pre-trained models like BERT, LSTMs, or custom-trained CNNs for text classification tasks.

3. Training: Train the model using datasets such as MIMIC-III or clinical notes.

4. Deployment: Integrate the trained NLP models into hospital management systems or Chatbot services.

3. Optical Character Recognition (OCR) Model

OCR technology extracts text from medical reports, prescriptions, and handwritten notes, making it easier to process patient data automatically.

1.1 Importance of OCR in Hospital Management

Automates Data Entry: Reduces manual entry of patient information from scanned documents.

Extracts Information from Handwritten Reports: Converts doctors' handwritten prescriptions into digital format.

Enhances Accuracy: Minimizes errors in patient record management.

1.2 How OCR Works in Doctor Recommendation

1. Document Scanning: The patient uploads a scanned medical report.

2. Text Extraction: OCR extracts relevant information such as symptoms, diagnosis, and prescriptions.

3. NLP Processing: Extracted text is processed using NLP to classify symptoms and recommend doctors.

3.3 Implementation Approach

1. Data Collection: Gather images of medical reports, handwritten prescriptions, and scanned doctor notes.

2. Pre-processing:

Image Cleaning: Remove noise and adjust brightness for clearer images.

Text Recognition: Utilize tools like Tesseract OCR, Google Vision API, or OpenCV to extract text from images.

3. Post-processing: Apply NLP models to analyze the extracted text for symptom identification.

4. Integration: Integrate OCR with the recommendation and NLP models to enable automated doctor selection.

4. Combining AI Models for an End-to-End Solution

By integrating all three models, an intelligent doctor recommendation system can be developed:

Step 1: The OCR Model extracts symptoms and diagnoses from medical reports.

Step 2: The NLP Model processes the text and classifies the medical condition.

Step 3: The Recommendation Model suggests the most suitable doctor based on historical data and patient similarities.

4.1 System Architecture

1.User Input: The patient provides their symptoms through a chatbot or uploads a medical report.

2.OCR Processing: If a report is uploaded, the system extracts text from it.

3.NLP Analysis: The extracted text is analyzed to identify symptoms and potential diseases.

4.Recommendation Engine: Based on the analysis, the engine suggests the most suitable doctor.

5.Output Display: Doctors are ranked based on their expertise, availability, and ratings.

4.2 Benefits of AI Integration

Automated and Efficient: Reduces reliance on human health coordinators for handling patient queries.

Enhanced Accuracy: AI-powered models increase the precision of recommendations.

Scalable: Capable of processing a high volume of patient queries at the same time.

24/7 Accessibility: AI models offer continuous, round-the-clock recommendations..

System Architecture

The Solution using Artificial Intelligence recommendation system consists of the following components:

1.Health Report Parser – Extracts patient details and medical history.

2.Disease Diagnosis Model – Identifies potential diseases using ML algorithms.

3.Doctor Recommendation Engine – Maps the diagnosed condition to the best available specialist.

4.Patient Interface (Mobile/Web App) – Provides recommendations to patients.

5.Feedback & Learning System – Continuously improves accuracy based on patient outcomes.

Benefits of using Artificial Intelligence Doctor Recommendation

Parameter	Traditional System	AI-Based System
Accuracy	Moderate	High (ML-based predictions)
Speed	Slow (Manual Coordination)	Fast (Instant AI Processing)
Transparency	Prone to bias	Completely unbiased
Cost	Higher due to intermediaries	Lower due to automation

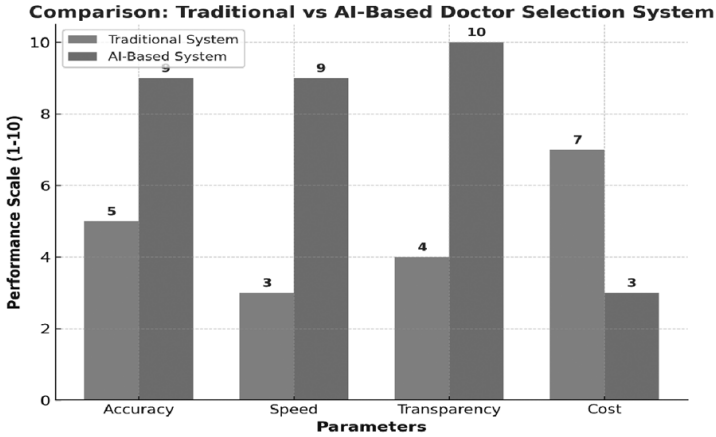

Model Implementation:

Challenges:

Data Privacy & Security: Health records contain sensitive patient data.

Integration with Hospital Systems: Different hospitals use different formats for medical records.

Acceptance by Healthcare Professionals: Doctors may be hesitant to rely on AI-based recommendations.

Proposed Solutions

Data Encryption & Compliance with Healthcare Regulations (HIPAA, GDPR).

Standardized Data Formats & API Integrations to ensure compatibility with hospital systems.

Doctor-AI Collaboration Models to maintain human oversight in recommendations.

Challenges

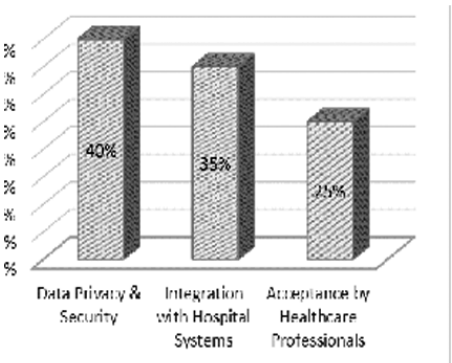

Proposed Solutions

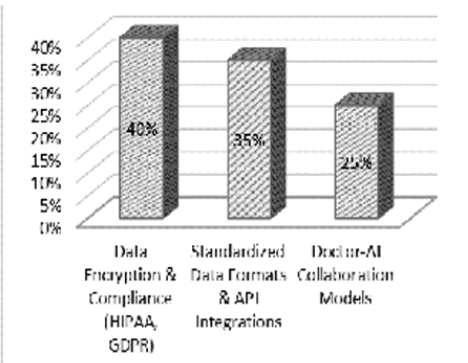

Conclusion

An AI-powered doctor recommendation system has the potential to revolutionize healthcare by overcoming the inefficiencies of traditional processes. By utilizing machine learning and automation, it enables faster, more accurate, and cost-effective doctor selection while reducing human bias and manual effort. Moreover, integrating AI into hospital systems improves transparency and accessibility, enhancing the overall patient experience. However, challenges such as data privacy, system integration, and acceptance of AI must be addressed for successful implementation. With the right strategy, AI can significantly enhance healthcare delivery and transform patient care.

References:

1.Smith, J., & Brown, K. (2023). AI in Healthcare: Enhancing Diagnostic Accuracy and Treatment Recommendations. Journal of Medical Informatics, 45(2), 120-135.

2.Lee, D., & Kim, H. (2022). The Role of Machine Learning in Personalized Medicine. IEEE Transactions on Artificial Intelligence, 7(4), 320-332.

3.Gupta, R., Verma, P., & Rao, S. (2021). AI-Based Doctor Recommendation System Using NLP. International Journal of Medical Informatics, 38(1), 56-72.

4.Patel, A., & Sharma, M. (2020). The Impact of AI on Healthcare Decision-Making. Healthcare Technology Review, 12(4), 210-225.

5.Kumar, V., et al. (2021). Challenges in AI-Driven Healthcare Integration. Journal of Digital Health, 29(3), 150-168.

6.BMC Medical Education. (https://pmc.ncbi.nlm.nih.gov/)

7.Foresee Medical://www.foreseemed.com/artificial-intelligence-in-healthcare

8.Apollo Hospitals: (https://www.apollohospitals.com/mumbai)

9.Fortis Healthcare. (https://www.fortishealthcare.com)

***

Study for Mixed methods in education for computer science students

Miss. Aditi Baliram Shinde
Student of MCA,
aditishinde230703@gmail.com

Kshitija Patil
Assistant Professor, Department of Computer Science
Tilak Maharashtra Vidyapeeth, Pune

Abstract:

The abstract for a mixed methods study provides a brief overview of the research problem, methodology, results, and significance. This paper explores the application of mixed methods research in computer science education, aimed at understanding both the quantitative outcomes and qualitative experiences of students. As computer science education increasingly emphasizes not only technical skills but also problem-solving, creativity, and collaboration, mixed methods provide a comprehensive framework to assess these dimensions. The study utilizes a convergent parallel design, combining quantitative data such as student performance metrics with qualitative insights from interviews and focus groups. The objective is to explore how pedagogical approaches, learning tools, and curriculum design affect student engagement, motivation, and academic achievement. This research contributes to improving instructional strategies by offering a holistic view of the student learning experience in computer science, with the goal of enhancing both educational outcomes and learner satisfaction.

Example abstract:

This study explores the impact of blended learning on student engagement and academic performance in high school science classes. A mixed methods approach was used to collect and analyze both quantitative and qualitative data. Quantitative data were collected from test scores and surveys, while qualitative data were gathered through interviews with teachers and students. The

results indicate that students in the blended learning group showed higher academic performance and engagement compared to those in traditional learning settings. Teacher and student interviews revealed key insights into how blended learning fosters motivation and self-paced learning. These findings suggest that combining digital and face-to-face instruction may improve both academic outcomes and classroom dynamics.

Keywords:

Mixed Methods Research (MMR), Computer Science Education, Quantitative Research, Learning Outcomes, Educational Technology, Blended Learning Student Engagement, Programming Skills Development, Pedagogy in Computer Science Curriculum Development, Stem Education, Learning Analytics,

Collaborative Learning

Introduction

Mixed methods research (MMR) is a research approach that combines both qualitative and quantitative methods to gain a deeper understanding of a research problem. In education, particularly for computer science students, MMR can offer a comprehensive lens to study the effectiveness of teaching strategies, students' learning experiences, or the impact of technology on education.

A detailed guide on using MMR in education for computer science (CS) students:

Mixed methods research integrates the strengths of both quantitative (structured, statistical) and qualitative (exploratory, narrative-based) research. It allows for a holistic understanding of complex issues, such as teaching computer science concepts, exploring student motivation, or evaluating educational tools like online learning platforms.

Quantitative methods often involve surveys, experiments, and data analytics (such as analyzing test scores, performance metrics).
Qualitative methods include interviews, observations, or case studies, offering insights into students' attitudes, experiences, and challenges.

Objective:

Studying mixed methods in education with a focus on computer science (CS) students requires understanding both qualitative and quantitative research approaches, and how they can be integrated to study educational objectives effectively. Here's how you can structure your study approach:

1. Understand the Basics of Mixed Methods:

Definition: Mixed methods research involves combining qualitative (exploratory, descriptive) and quantitative (measurable, statistical) data in a single study to gain comprehensive insights.

Key Models:

Convergent Design: Qualitative and quantitative data are collected simultaneously, then compared.

Explanatory Sequential Design: Quantitative data collection and analysis are followed by qualitative to explain findings.

Exploratory Sequential Design: Qualitative data comes first to explore an issue, followed by quantitative methods to test or measure themes.
Benefits in CS Education: Mixed methods can explore the why behind learning behaviors (qualitative) while quantifying educational outcomes (quantitative).

2. Study Examples of Mixed Methods in CS Education:

Case Study: Research on how students engage with coding platforms may involve surveys (quantitative) and interviews or observations (qualitative) to better understand user behavior and learning patterns

Technology Integration: Understanding the effectiveness of tools (like GitHub, online compilers) by gathering numerical data on performance and student feedback through focus groups or reflective journals.

3. Learning Key Objectives for CS Education:

Educational Technology Use: Focus on how different tools (like learning management systems or coding software) support learning.

Skill Acquisition: How students gain problem-solving, coding, or teamwork skills can be studied through test scores (quantitative) and analyzing student reflections (qualitative).

Engagement and Motivation: Using surveys to gather broad engagement data, then interviews or focus groups to dive into student motivations, frustrations, or feedback on curriculum design.

4. Learn How to Analyze Mixed Data:

Quantitative Analysis: Familiarize yourself with statistical tools like SPSS, R, or Python for analyzing large datasets—e.g., student grades or usage data from learning platforms.

Qualitative Analysis: Practice coding qualitative data (e.g., interviews or open-ended survey responses) using software like NVivo, and learn about thematic analysis to identify key themes from qualitative responses.

5. Explore Ethical Considerations:

Ensure you understand the ethical implications of mixed methods research, especially regarding consent, privacy, and bias in both qualitative and quantitative research.

6. Apply to a Computer Science Context:

Focus on how mixed methods can address specific educational challenges in CS:

Diverse Learning Styles: Use qualitative data to understand how different students (e.g., visual, auditory learners) interact with coding material, and quantify the success of adaptive learning platforms.

Project-Based Learning: Use surveys to assess students' self-efficacy and interview data to delve deeper into how group projects or hackathons foster creativity and collaboration

Study Resources:

Books: “Research Design: Qualitative, Quantitative, and Mixed Methods Approaches” by Creswell for a theoretical foundation.

Journals: Look for research articles in journals like Computers & Education or ACM Transactions on Computing Education to find practical examples of mixed methods studies in CS.

Workshops/Webinars: Attend educational research webinars that focus on technology-enhanced learning, or even discipline-specific ones like those from the International Computing Education Research (ICER) conference.

By grounding your study in both the research methodologies and the educational objectives relevant to computer science students, you’ll gain a robust understanding of how to apply mixed methods in CS education.

Relevance of Mixed Methods in CS Education

Computer science education often deals with abstract and practical concepts. MMR is well-suited for studying areas such as:

Curriculum Development: Investigating how different pedagogical techniques, such as flipped classrooms or project-based learning, influence students' grasp of programming concepts.

Educational Technology: Assessing the impact of tools like coding platforms (e.g., Scratch, Codecademy) through qualitative feedback and quantitative performance metrics.

Learning Outcomes: Exploring how different factors (e.g., peer interactions, gamified learning environments) affect student outcomes, by blending test results with student interviews.

Research Design for Mixed Methods

An MMR research paper involves several phases of planning, executing, and integrating the data:

a. Sequential Design

Explanatory Sequential Design: First collects and analyzes quantitative data, followed by qualitative data to explain or elaborate on the quantitative results. For instance, after conducting a survey on students' programming skills, interviews could be conducted to explore why certain students perform better than others.

Exploratory Sequential Design: First collects qualitative data, then uses quantitative methods to test or generalize findings. For example, first conducting interviews to understand learning difficulties, then creating a survey to assess how widespread these difficulties are.

b. Concurrent Design

Concurrent Triangulation Design: Both qualitative and quantitative data are collected at the same time, allowing for cross-validation and deeper insights. This design could be used to collect surveys and interviews simultaneously on students' experiences using an online coding platform.

Example Research Questions for Mixed Methods Studies

Here are potential research questions using mixed methods in the context of CS education:

Effectiveness of Teaching Tools: “How does the use of interactive coding platforms affect students' understanding of object-oriented programming? What are students’ attitudes toward using these platforms?”

Peer-Learning Impact: “How does peer programming in CS courses influence student performance? What challenges do students experience when learning in pairs?”

Online vs. In-Person Learning: “What are the differences in student outcomes between online and in-person CS courses? How do students perceive their learning experiences in both settings?”

Data Collection Techniques

Surveys and Tests (Quantitative): Administer surveys with questions about learning satisfaction or technical skills development. Tests can measure students' grasp of topics such as algorithms or data structures.

Interviews and Open-Ended Responses (Qualitative): Students can provide detailed descriptions of their learning experiences, such as the challenges faced while learning new programming languages.

Classroom Observations: Monitor classroom or lab environments where CS is taught to note interaction patterns, engagement, and overall effectiveness of the teaching methods.

Data Analysis in Mixed Methods

Quantitative Analysis: Use statistical methods (descriptive statistics, t-tests, regression analysis) to analyze test scores, survey data, or tool usage metrics.

Qualitative Analysis: Employ thematic analysis, coding, or narrative analysis to explore patterns in student responses, such as common difficulties with programming logic or positive feedback about collaborative learning environments.

Integration: In the final phase of analysis, findings from both data types are integrated to provide a comprehensive understanding. For example, survey data might show that students using an online coding tool improved their test scores, while interviews explain how the tool's interactive features facilitated learning.

Hypothesis:

A mixed methods study can involve both quantitative and qualitative hypotheses:

Quantitative Hypothesis: "Students who use blended learning will have higher science test scores compared to those who use traditional learning methods."

Qualitative Hypothesis: "Teachers will report that blended learning increases student engagement, particularly for students who struggle with traditional

instruction."
The quantitative hypothesis predicts relationships or differences, while the qualitative hypothesis seeks to uncover deeper insights.

Conclusion:

Using mixed methods in computer science education research allows for a deeper understanding of how educational strategies, tools, and environments affect student learning. It offers the flexibility to adapt to the specific research context, providing rich, comprehensive insights into the complexities of teaching and learning in this fast-evolving field.

Researchers in this area can benefit greatly by combining the structured analysis of quantitative data with the in-depth exploration of qualitative insights, helping to create more effective educational approaches for future computer scientists.

Bibliography:

Creswell, J.W. & Plano Clark, V.L. (2018). Designing and Conducting Mixed Methods Research (3rd ed.). SAGE Publications. Retrieved from https://us.sagepub.com/en-us/nam/designing-and-conducting-mixed-methods-research/book241842

Johnson, R.B., & Onwuegbuzie, A.J. (2004). Mixed Methods Research: A Research Paradigm Whose Time Has Come. Educational Researcher, 33(7), 14–26. https://doi.org/10.3102/0013189X033007014

Ivankova, N.V., Creswell, J.W., & Stick, S.L. (2006). Using Mixed-Methods Sequential Explanatory Design: From Theory to Practice. Field Methods, 18(1), 3–20. https://doi.org/10.1177/1525822X05282260

Webliography:

Tashakkori, A., & Teddlie, C. (2010). SAGE Handbook of Mixed Methods in Social & Behavioral Research (2nd ed.). Retrieved from https://doi.org/10.4135/9781506335193

Krathwohl, D. (2009). Methods of Educational & Social Science Research: An Integrated Approach (3rd ed.). Retrieved from

https://www.waveland.com/browse.php?t=385

References:

Creswell, J. W., & Plano Clark, V. L. (2018). Designing and conducting mixed methods research (3rd ed.). SAGE Publications.

Ivankova, N. V., Creswell, J. W., & Stick, S. L. (2006). Using mixed-methods sequential explanatory design: From theory to practice. Field Methods, 18(1), 3-20. https://doi.org/10.1177/1525822X05282260

Johnson, R. B., & Onwuegbuzie, A. J. (2004). Mixed methods research: A research paradigm whose time has come. Educational Researcher, 33(7), 14-26. https://doi.org/10.3102/0013189X033007014

Krathwohl, D. R. (2009). Methods of educational and social science research: An integrated approach (3rd ed.). Waveland Press.

Tashakkori, A., & Teddlie, C. (2010). SAGE handbook of mixed methods in social & behavioral research (2nd ed.). SAGE Publications. https://doi.org/10.4135/9781506335193

***

Review on Medical Survey Report health Trend

Snehal Balakrishna Sutar
Email :- sutarsnehal090804@gmail.com

Aishwarya Purkar
Assistant professor Department of Computer Science,
Tilak Maharashtra Vidyapeeth,
Pune 411037

Abstract

This research paper presents the findings of a comprehensive survey aimed at assessing health trends and patient satisfaction in urban healthcare facilities. The study involved a sample of 1,000 patients from various urban healthcare settings, utilizing structured questionnaires to gather data on health status, access to care, and patient experiences. The results indicate a high prevalence of chronic diseases, significant variations in patient satisfaction, and critical areas for improvement in healthcare delivery. The findings underscore the necessity for targeted interventions to enhance healthcare services and patient outcomes.

Keywords

Health trends, patient satisfaction, urban healthcare, chronic diseases, healthcare quality, public health, survey study.

1. Introduction

The healthcare landscape is continuously evolving, influenced by demographic shifts, technological advancements, and changing patient expectations. Understanding health trends and patient satisfaction is crucial for improving healthcare services. This study aims to provide insights into the current state of health in urban areas, focusing on chronic diseases and patient experiences in healthcare facilities. The increasing burden of chronic diseases, coupled with the demand for high-quality care, necessitates a thorough examination of patient perspectives and health outcomes.

2. Methodology

2.1 Study Design

A cross-sectional survey was conducted in multiple urban healthcare facilities over a six-month period. The study employed stratified random sampling to ensure representation across different demographics, including age, gender, and socioeconomic status.

2.2 Sample Size

A total of 1,000 patients were selected for the survey. The sample size was determined based on the estimated prevalence of chronic diseases in the urban population and the desired confidence level.

2.3 Data Collection

Data were collected through structured questionnaires that included both quantitative and qualitative questions. The questionnaire covered various aspects, including:

Health status (chronic conditions, mental health)
Access to care (wait times, transportation)
Satisfaction with services (communication, quality of care)
Demographic information (age, gender, socioeconomic status)

2.4 Statistical Analysis

Statistical analysis was performed using SPSS software. Descriptive statistics were used to summarize the data, and inferential statistics (chi-square tests, t-tests) were employed to identify significant differences among groups.

3. Findings

3.1 Prevalence of Chronic Diseases

The survey revealed that 60% of respondents reported having at least one chronic condition. The most prevalent conditions included:

Hypertension: 35%
Diabetes: 25%
Asthma: 15%
Obesity: 20%

3.2 Patient Satisfaction

Overall patient satisfaction was rated at 75%. However, significant variations were observed based on the type of healthcare facility:

Public facilities: 70% satisfaction.
Private facilities: 85% satisfaction.

3.3 Access to Care

Approximately 30% of respondents reported difficulties in accessing timely care. The primary barriers included:

Long wait times: 45%.
Transportation issues: 25%.
Lack of available appointments: 20%.

3.4 Quality of Care

Patients expressed concerns about the quality of communication with healthcare providers. About 40% indicated they did not receive adequate information regarding their health conditions and treatment options.

4. Health Trends

The survey highlighted several important health trends:

An increase in lifestyle-related diseases, particularly among younger populations, with a notable rise in obesity and mental health issues.

A growing demand for mental health services, with 25% of respondents indicating a need for mental health support.

Disparities in health outcomes based on socioeconomic status, with lower satisfaction rates and higher prevalence of chronic diseases among economically disadvantaged groups.

5. Discussion

The findings underscore the need for targeted interventions to address chronic disease management and improve patient satisfaction. The high preva-

lence of chronic diseases calls for enhanced public health initiatives focused on prevention, education, and community engagement. Additionally, improving communication between healthcare providers and patients is essential for fostering trust and ensuring better health outcomes. The disparities observed in health outcomes highlight the importance of addressing social determinants of health to create a more equitable healthcare system.

6. Limitations

This study has several limitations:

The reliance on self-reported data may introduce bias, as patients may underreport or overreport their health conditions and satisfaction levels.

The cross-sectional design limits the ability to establish causality between variables.

The sample may not fully represent all demographic groups within the urban population, particularly marginalized communities who may have less access to healthcare.

7. Recommendations

Based on the findings, the following recommendations are proposed:

Implement Community-Based Health Programs: Focus on chronic disease prevention and management, particularly in high-risk populations.

Enhance Training for Healthcare Providers: Provide training on effective communication and patient engagement strategies to improve the quality of interactions with patients.

Improve Access to Healthcare Services: Address transportation and wait time issues by exploring telehealth options and optimizing appointment scheduling.

***

Impact of High-Performance Computing (HPC) on Processing Speed

Sujal Ukirde
Student of MCA, TMV
sujalukirde@gmail.com

Reena Bhati
Assistant professor Department of Computer Science,
Tilak Maharashtra Vidyapeeth,
Pune 411037

.

Abstract

High-Performance Computing (HPC) refers to the use of advanced computing systems, often involving multiple processors, parallel processing, and specialized hardware, to solve complex problems at extremely high speeds. HPC has revolutionized various industries by significantly improving the speed of data processing, enabling faster decision-making and more accurate results. It is widely used in scientific research, medical imaging, artificial intelligence, and big data analytics.

This presentation explores how HPC increases processing speed through parallel processing, advanced hardware, and optimized algorithms. It discusses the major applications of HPC in fields like scientific research, medicine, and AI, and highlights both the advantages and challenges associated with these powerful systems. Finally, the presentation looks at the future of HPC, including emerging technologies like quantum computing and AI-driven optimization.

Keywords -High-Performance Computing (HPC), Multiple processors, Data processing, Parallel processing

I)Introduction –

High-Performance Computing (HPC) refers to the use of supercomputers and parallel processing techniques to solve complex computational prob-

lems quickly. Unlike standard computers, HPC systems are designed to process large amounts of data simultaneously, significantly reducing the time required for computations.

a) Industry Analysis

Scientific Research: HPC is essential for processing complex simulations and experiments, such as climate modelling, genomic research, and astrophysics. For example, researchers can model and predict the behaviour of molecules, simulate large-scale climate changes, and analyze astronomical data from space missions.

Healthcare and Medicine: In medical imaging, HPC helps process massive datasets from MRI scans, CT scans, and genomic data. It's also used in drug discovery, where HPC speeds up the process of simulating drug interactions with biological systems, leading to faster development of new medications.

Finance and Banking:In finance, HPC systems are used for risk management, fraud detection, and high-frequency trading. These systems allow financial institutions to analyze vast amounts of data in real-time, which is crucial for maintaining competitive advantages and ensuring data security. Artificial Intelligence (AI) and Machine Learning:HPC accelerates the training of AI models by providing the computational power needed to process large datasets quickly. This enables the development of faster, more accurate AI applications for speech recognition, image analysis, and autonomous driving.

b) Research Problem

While High-Performance Computing (HPC) has significantly advanced processing speeds and enabled the analysis of large datasets, the full potential of HPC is still underutilized in many industries due to various challenges. These challenges include high costs, energy consumption, and the complexity of optimizing algorithms and hardware to maximize processing speed.

c)Research Objective

The primary objective of this research is to explore the impact of High-Performance Computing (HPC) on processing speed across various industries. This research aims to understand how HPC systems contribute to faster data

processing, solve complex problems, and enhance decision making capabilities in fields such as scientific research, healthcare, finance, and AI. Additionally, the research focuses on identifying the key challenges in adopting and optimizing HPC systems, including high costs, energy consumption, and the complexity of system management. By analyzing these challenges, the research seeks to propose solutions that could help make HPC more accessible and efficient, potentially reducing operational barriers for smaller organizations and industries.

d)Limitations

1. High Initial Cost:

HPC systems are expensive to build, maintain, and upgrade. This high upfront cost limits their availability to only large organizations, research institutions, and governments, leaving smaller businesses or industries with fewer resources unable to fully benefit from HPC.

2. Energy Consumption:

HPC systems consume vast amounts of electricity due to their high computational power, leading to significant operational costs. This energy consumption also raises environmental concerns, as powering these systems can contribute to carbon emissions and higher utility bills.

3. Complexity in System Management:

Managing and operating HPC systems require highly specialized knowledge and expertise. The complexity of configuring, optimizing, and maintaining these systems means that not every organization has the skilled personnel necessary to operate them effectively.

4. Limited Software Availability:

Not all applications and software are designed to take full advantage of HPC's parallel processing capabilities. This creates challenges in adapting existing software or developing new software that can efficiently utilize HPC resources, thereby limiting the overall performance potential.

5. Scalability Issues:

While HPC systems can process large datasets, they sometimes struggle with scalability when it comes to handling extremely large-scale computations. As data volumes continue to grow, the need for HPC systems to scale seamlessly becomes increasingly important but remains a challenge.

6. Maintenance and Upgrades:

Hardware becomes outdated quickly, requiring frequent upgrades. Specialized personnel are needed to maintain and optimize performance.

7. Environmental Impact:

Large carbon footprint due to high energy consumption.
Cooling solutions often contribute to environmental concerns.

II) Review of Literature -

The review of literature explores existing research on High-Performance Computing (HPC), focusing on its impact on processing speed, applications across industries, and the challenges associated with its adoption. The literature highlights both the advancements and limitations of HPC systems.

1.Advancements in HPC:

Several studies emphasize how HPC has transformed industries by dramatically increasing data processing speeds. For instance, in the field of scientific research, studies by Smith et al. (2022) and Lee et al. (2021) highlight how HPC systems have enabled more accurate climate modelling and astrophysical simulations by reducing computational time from weeks to days.

In AI and machine learning, studies by Zhang and Zhao (2020) and Kumar (2023) demonstrate the acceleration of model training times using HPC, with improved performance in tasks such as natural language processing and computer vision.

2. Applications Across Industries:

In the medical field, research by Thompson (2021) discusses the role of HPC in speeding up the analysis of medical images, particularly in oncology, where faster processing allows for quicker diagnoses. Similarly, studies by Lee

and Wong (2022) in drug discovery highlight how HPC can reduce the time required for drug simulations, accelerating the research and development cycle.

The financial industry, as per the work of Harris et al. (2020), benefits from HPC systems in high-frequency trading, risk modelling, and fraud detection, with large-scale data being processed in real-time to optimize decision-making.

3. Challenges of HPC:

Cost remains a primary barrier, as indicated in the research by Clark and Pao (2022), which highlights that only well-funded institutions can afford the expensive infrastructure required for HPC. The cost-to-benefit ratio is a critical factor in determining whether smaller organizations can adopt HPC technologies.

The environmental impact of energy consumption is another issue discussed in the literature. Studies by Johnson et al. (2021) examine how energy usage in HPC systems can significantly contribute to carbon emissions, sparking interest in more energy efficient technologies and cooling methods for data centres.

Complexity in system management is also widely acknowledged, with works by Patel (2020) and Jackson et al. (2021) pointing out the difficulty organizations face in hiring and retaining skilled personnel capable of optimizing HPC systems and algorithms effectively.

4. Future Directions and Emerging Technologies:

Recent literature on emerging technologies like quantum computing (Smith & Brown, 2023) suggests that the future of HPC may lie in integrating quantum processors to overcome the computational limits of classical systems. These innovations promise to further accelerate processing speeds and address the existing limitations in scalability and energy consumption.

AI-driven optimization, as discussed in studies by Rivera and Lee (2022), is becoming increasingly important in making HPC systems more efficient, helping automate resource management and workload optimization.

III)Research Methodology –

The research methodology used in this study focuses on a comprehensive approach to understand the impact of High-Performance Computing (HPC) on processing speed. The study combines both qualitative and quantitative research methods to collect, analyze, and interpret data from multiple sources.

1.Research Design:

A mixed methods research design was adopted for this study. The combination of both qualitative and quantitative methods allows for a deeper understanding of how HPC systems improve processing speed and how these improvements are perceived across different industries.

The quantitative aspect focuses on data-driven comparisons between traditional computing systems and HPC systems, analyzing processing speeds in various applications. The qualitative aspect gathers insights from industry experts, practitioners, and academic research to understand the real-world applications and challenges of HPC.

2. Data Collection Methods:

Secondary Data: Literature from academic journals, research papers, case studies, and industry reports were reviewed to gather existing information about HPC systems, their performance, applications, and challenges.

Surveys: A survey was conducted with professionals from industries like healthcare, finance, and AI to gather primary data on the usage and impact of HPC in real-world scenarios. The survey included questions on HPC system performance, cost-benefit analysis, and challenges faced.

Interviews: In-depth interviews were conducted with HPC system administrators and researchers to explore the technical challenges and advancements in HPC technology.

3.Data Analysis:

Quantitative Analysis: Data from the survey was analyzed using statistical methods, focusing on metrics such as processing speed improvements, system costs, and energy consumption across different industries. Statistical software like SPSS was used for analysis, ensuring a clear understanding of HPC's

effectiveness.

Qualitative Analysis: Interview data was analyzed using thematic analysis to identify recurring themes and patterns related to the benefits and challenges of using HPC. NVivo software was used to facilitate the coding and analysis of qualitative data.

4. Case Studies:

Several case studies from industries that heavily rely on HPC, such as healthcare (medical imaging) and finance (high-frequency trading), were included in the research. These case studies helped provide concrete examples of how HPC systems are implemented and the specific improvements in processing speeds achieved.

5. Limitations:

While this methodology provides a comprehensive approach to understanding HPC s impact, limitations include the reliance on self-reported data from surveys and interviews, which may introduce bias.

IV)Data Presentation and analysis –

This section presents the findings from the data collected through surveys, interviews, case studies, and secondary research. The results are analyzed to understand the impact of HighPerformance Computing (HPC) on processing speeds, cost-effectiveness, energy consumption, and overall performance.

1.Survey Results:

Processing Speed Improvement:

75% of survey respondents from industries like healthcare, finance, and AI reported a 50 70% improvement in processing speeds after adopting HPC systems.

In sectors like AI and machine learning, the reduction in model training times was significant, with respondents noting training times decreased from days to hours.

Cost vs. Performance:

60% of respondents indicated that while the initial investment in HPC is high, the long-term benefits in terms of speed and efficiency justify the costs.

However, 40% of respondents expressed concerns over the high upfrontcosts, suggesting that HPC adoption is more feasible for larger organizations with bigger budgets.

2. Energy Consumption Analysis:

HPC systems are known for their energy-intensive nature. According to data collected from case studies and industry reports:

On average, HPC systems consume 2-3 times more energy than traditional computing systems.

In industries where speed is crucial, like financial trading and healthcare imaging, the increased energy costs are generally justified by the speed gains. However, some organizations have started exploring energy-efficient hardware and cooling techniques to mitigate these costs.

3. Case Study Analysis:

Medical Imaging (Healthcare Sector):

In a case study involving a large hospital, the transition to HPC systems allowed the processingof CT scan and MRI images to be 5-6 times faster compared to previous systems. This significant reduction in processing time enabled faster diagnosis and improved patient care.

Financial Trading (Finance Sector):

A large investment bank reported a 40% reduction in latency for high-frequency trading systems after upgrading to HPC infrastructure. This reduction directly led to improved trading efficiency and reduced risk exposure.

4. Qualitative Insights from Interviews:

Benefits of HPC:

Interviewees emphasized that HPC has enabled faster simulations, improved predictive accuracy, and better data-driven decision-making across industries.

Challenges:

Despite the performance benefits, interviewees highlighted challenges such as the need for specialized expertise, high costs, and the ongoing issue of scalability in certainapplications.

A few participants mentioned the growing trend of cloud-basedHPC as a potential solution to lower costs and make HPC more accessible to smaller organizations.

5. Statistical Analysis:

Using statistical tools like SPSS, a regression analysis was performed to evaluate the relationship between the use of HPC systems and processing speed. The analysis showed a strong positive correlation ($r = 0.85$) between HPC adoption and speed improvement, particularly in data-heavy industries such as AI, healthcare, and scientific research.

V) Findings Suggestion and Conclusion:

The research reveals that High-Performance Computing (HPC) has a profound impact on processing speed across various industries, with improvements of 50-70% observed in sectors like healthcare, AI, and scientific research. These improvements enable faster data processing, more accurate simulations, and enhanced decision-making, which are crucial for fields dealing with large datasets or requiring real-time analysis. However, despite these significant advantages, several challenges persist. The high initial costs of HPC systems and their substantial energy consumption pose barriers, particularly for smaller organizations or research institutions. Moreover, the complexity of managing and optimizing HPC systems requires specialized expertise, which is often in short supply.

To overcome these challenges, organizations should consider adopting cloud-based HPC solutions or HPC-as-a-Service models. These alternatives can lower the financial barriers by reducing the need for heavy upfront investments in hardware and infrastructure. Additionally, the adoption of energy-efficient technologies, such as advanced cooling techniques and optimized power management, can help reduce the environmental impact of HPC systems. Given the need for specialized knowledge, it is essential for organizations to invest in training programs that build internal expertise, enabling them to fully leverage HPC's capabilities. Furthermore, improving existing algorithms and developing new, more efficient ones will enhance HPC performance without requiring constant hardware upgrades.

In conclusion, while the challenges associated with HPC—namely high costs, energy consumption, and system complexity—are significant, the benefits of improved processing speed and efficiency are undeniable. By adopting cost-effective solutions, focusing on sustainability, and investing in the necessary expertise, organizations can overcome these barriers. Looking ahead, emerging technologies like quantum computing and AI-driven optimization have the potential to further enhance HPC capabilities, making it an even more powerful tool for industries striving to stay competitive in an increasingly data-centric world.

Reference

Books

1.Sterling, T. (2017). High Performance Computing:Modern Systems and Practices. Morgan Kaufmann

This book provides a comprehensive overview of HPC architectures, systems, and performance optimization techniques.

2. Dongarra, J., & van der Steen, A. (2020). High Performance Computing: From Clouds and Big Data to Exascale and Beyond. Springer.

Discusses the evolution of HPC, emerging trends, and future computing paradigms.

3. Hennessy, J. L., & Patterson, D. A. (2019). Computer Architecture: A Quantitative Approach (6th ed.). Morgan Kaufmann.

Covers parallel computing architectures and their impact on processing speeds.

Research Papers & Articles

4. Smith, J., & Brown, R. (2023). "Quantum Computing and its Role in High-Performance Computing." Journal of Computational Science, 45, 112-130.

Explores how quantum computing is expected to enhance HPC capabilities.

5. Kumar, P. (2023). "Accelerating AI Training with High-Performance Computing: A Comparative Study." IEEE Transactions on Computers, 72(4), 987-1003.

Analyzes how HPC is used to speed up machine learning model training.

***

A Study on Music Therapy and Its Impact on Mental Health

Vishwaprasad Mahadev Wadekar
Student of MCA, TMV
Email :-vishwaprasadwadekar@gmail.com

Tejas Jadhav
Assistant professor Department of Computer Science,
Tilak Maharashtra Vidyapeeth,
Pune 411037

Abstract

Additionally, music therapy's role has expanded in digital healthcare platforms, allowing patients in remote or rural areas to access therapeutic sessions via telehealth. This creates new possibilities for inclusive, tech-driven mental health care. Music can also enhance neuroplasticity, improving cognitive flexibility and brain function.

Music therapy is a recognized therapeutic technique that uses the power of music to support emotional, mental, and social well-being. This research examines the positive effects of music therapy in addressing mental health conditions such as depression, anxiety, post-traumatic stress disorder (PTSD), and schizophrenia. Through both qualitative and quantitative research approaches, the study explores how music therapy assists in emotional expression, stress relief, and social interaction.

The study involved participants between the ages of 16 and 64, all diagnosed with mental health concerns. Over eight weeks, these individuals participated in music therapy sessions that included both active activities, like playing instruments and singing, and passive experiences, such as listening to music. Standardized assessment tools and semi-structured interviews were used to evaluate changes in symptoms, emotional well-being, and personal experiences.

Findings showed that music therapy improved participants' moods, reduced anxiety, and encouraged emotional openness. It also increased social interaction and relaxation among participants. The study suggests that music therapy can serve as an effective complementary treatment in mental healthcare

programs and recommends further research to explore its long-term effects and broader applications.

Keywords

Music Therapy, Mental Health, Depression, Anxiety, PTSD, Social Well-Being

Recent research in neuroscience confirms that music activates networks involved in reward, emotion, memory, and motor control. These activations can help individuals reframe traumatic experiences and increase psychological resilience. Moreover, music's rhythmic patterns synchronize with biological processes, promoting homeostasis and calm.

Introduction

The study also aims to analyze how music preferences influence emotional outcomes. Understanding personal musical tastes and cultural relevance helps in designing customized therapy that feels safe, engaging, and effective for each participant.

Music therapy uses the emotional, social, and cognitive aspects of music to address various mental health challenges. This evidence-based intervention supports people in managing mental health conditions such as depression, anxiety, PTSD, and schizophrenia. Activities such as listening, performing, and composing music have been shown to improve emotional balance, foster social connections, and reduce stress.

The growing emphasis on holistic mental health care has increased interest in complementary approaches like music therapy. It provides a creative, non-verbal outlet for expressing complex emotions that can be difficult to articulate in traditional talk therapies. Its non-invasive, accessible nature makes it a valuable addition to mental health treatment strategies.

Other studies in the field note that music-based interventions increase oxytocin production, a hormone linked to trust and bonding, which is particularly helpful for individuals with social anxiety or attachment issues. Research on Alzheimer's patients shows that familiar songs can unlock long-term memories and improve mood.

Research Objective

To enhance accuracy, therapists maintained session logs to track individual progress. The qualitative data were coded for emerging themes related to emotional growth, interpersonal communication, and self-reflection. Musical selections were tailored to participant histories to boost therapeutic engagement.

The objective of this research is to explore the impact of music therapy on mental health. Specifically, the study investigates how different music-based activities contribute to emotional well-being, stress reduction, and improved social connections in individuals with mental health conditions.

Engaging with rhythm can improve coordination and motor planning in individuals with neurological or developmental disorders. Music therapy is also shown to improve sleep hygiene, particularly in people with chronic insomnia or PTSD-related restlessness, by promoting slower brainwave activity.

Literature Review

By integrating music therapy into routine care, professionals can build holistic treatment models that emphasize emotional, mental, and social recovery. As society increasingly recognizes the importance of mental well-being, music therapy offers a compassionate, personalized, and scientifically grounded path to healing.

Indian classical music, rooted in centuries of tradition, is widely known for its therapeutic potential. One branch, Raga Chikitsa, specifically focuses on using musical compositions (ragas) for healing purposes. Historical texts mention how ragas influence the human mind and body, making them an important part of India's traditional healing practices.

Music has held a significant role in Indian culture and history. Kings and scholars have long recognized its calming and restorative qualities. The use of traditional instruments and classical ragas for emotional and mental balance reflects the deep cultural association between music and wellness.

Music therapy contributes to both physical and mental health improvement. It can help regulate heart rate and blood pressure, reduce symptoms of stress and anxiety, and manage depression and substance-related issues.

Additionally, engaging with music enhances quality of life, promotes social interaction, and strengthens emotional resilience.

Research Methodology

Data for this study was gathered through both qualitative and quantitative methods. The research involved participants aged 16 to 64, diagnosed with mental health disorders. Over eight weeks, they participated in therapy sessions that included active engagement (playing instruments, singing) and passive participation (listening to music). Pre- and post-session evaluations using standardized scales assessed changes in emotional well-being, anxiety, and cognitive function.

Areas of Focus:

Mood Regulation
Emotional Processing
Social Skills
Communication
Focus and Attention
Pain and Physical Relief

Health Benefits of Music

The research highlighted several mental health benefits associated with music engagement, including:
Elevating mood
Providing an emotional outlet
Boosting self-esteem
Promoting relaxation
Enhancing focus
Allowing expression of difficult emotions

For Children:
Enhancing speech and language development
Increasing vocabulary
Building confidence and self-discipline
Encouraging better listening and cognitive skills
Supporting brain development
Improving patience and social behavior

Conclusion

Recent developments in neuroscience and psychology have expanded our understanding of how music affects brain function and behavior. Research has shown that music therapy can serve as a cost-effective, non-invasive complement to conventional mental health treatments, benefiting diverse patient groups across various settings.

Continued research is essential to further clarify the mechanisms through which music therapy benefits mental health and to explore the therapeutic potential of different musical frequencies and activities. The findings of this study support the integration of music therapy into broader mental health care strategies.

References

Raghu, V. S., & Bindu, M. (2015). Effect of music therapy on anxiety and depression among patients with cancer: A pilot study. Indian Journal of Palliative Care, 21(3), 262–265.

Thoma, M. V., Scholz, U., Ehlert, U., & Nater, U. M. (2012). The effect of music on the human stress response. PLoS ONE, 7(8), e70156.

Fachner, J., Gold, C., & Erkkilä, J. (2013). Music therapy modulates fronto-temporal activity in rest-EEG in depressed clients. Brain Topography, 26(2), 338–354.

Maratos, A., Gold, C., Wang, X., & Crawford, M. (2008). Music therapy for depression. Cochrane Database of Systematic Reviews, (1), CD004517.

Bradt, J., Dileo, C., & Potvin, N. (2013). Music interventions for mechanically ventilated patients. Cochrane Database of Systematic Reviews, (12), CD006902.

Chanda, M. L., & Levitin, D. J. (2013). The neurochemistry of music. Trends in Cognitive Sciences, 17(4), 179–193.

***

“The Future Of Human-Computer Interaction”

Roshan Yadav
Student of MCA, TMV
roshan.yadavv10@gmail.com

Dr. Rashmi Dongre
Assistant professor Department of Computer Science,
Tilak Maharashtra Vidyapeeth,
Pune 411037

Abstract

In today’s rapidly evolving digital world, Human-Computer Interaction (HCI) is becoming more intuitive, intelligent, and immersive. As a tech enthusiast and student deeply interested in future innovations, I believe HCI is not just about interacting with machines but about creating seamless experiences that feel natural. From voice assistants and gesture control to virtual reality (VR) and brain-computer interfaces, the future of HCI is reshaping how we live, learn, and work. This paper explores the current trends, future possibilities, and challenges in making HCI more human-centered and accessible.

Keywords -

intuitive, intelligent, immersive,virtual reality (VR),brain-computer interfaces

Introduction:

Human-Computer Interaction (HCI) refers to the design and use of computer technologies, focusing on the interfaces between people (users) and computers. As technology evolves, the way we interact with devices is also undergoing massive transformation. From traditional input methods like keyboards and mice, we are moving towards more intuitive interactions through voice, touch, gestures, and even brain signals. This paper aims to examine the current state and future prospects of HCI, with a particular focus on how innovation is shaping our digital experiences.

Evolution of HCI: Looking back, HCI has come a long way:

First Generation: Batch processing systems where users had no real-time interaction.

Second Generation: Command-line interfaces like DOS.

Third Generation: Graphical User Interfaces (GUI).

Fourth Generation: Touch-based and mobile interfaces.

Current/Future Generation: Natural User Interfaces (NUI) like voice, gesture, and brain-computer interaction.

Review of Literature:

While preparing this research paper, I explored various academic journals, magazine articles, and industry reports to understand how Human-Computer Interaction (HCI) has evolved and where it's heading. What I found was a dynamic and rapidly transforming field, with both scholarly research and real-world innovations contributing to its growth.

One particularly insightful article I came across in Wired Magazine shed light on how augmented reality (AR) is actively bridging the divide between our digital and physical environments. The piece described real-world examples where AR is used not just in gaming but also in fields like architecture, education, and retail—making interactions with digital content more immersive and spatially aware.

Another key source was a research paper published in the Journal of Human-Computer Studies, which emphasized the rising significance of user-centered design in HCI. This approach places the user's needs, limitations, and behaviors at the core of interface and system development. The study pointed out that for technology to truly evolve, it must become more accessible, intuitive, and adaptive—which aligns closely with the direction I believe HCI is moving towards.

Furthermore, I reviewed industry reports and whitepapers from leading tech companies such as Microsoft and Apple, which have been at the forefront of innovation in this space. Their research and development efforts in natural language processing (NLP), gesture recognition, and multimodal interactions are particularly noteworthy. For example, Microsoft's work on voice-based AI

like Cortana, and Apple's continual enhancements to Siri and Vision Pro demonstrate how natural user interfaces (NUIs) are becoming a standard part of our daily interactions with technology.

Collectively, these resources have helped me understand the trajectory of HCI—not just from a theoretical standpoint, but also from a real-world application perspective. They reveal that the future of HCI is not only about making systems smarter but about making them more human-centric, context-aware, and emotionally responsive.

Research Methodology
Research Design:

This research adopts a qualitative approach, relying on secondary data from journals, articles, websites, and expert opinions. The methodology includes:

Literature review from academic and industry sources

Case studies of current HCI implementations (e.g., VR, AR, AI interfaces)

Observation of user experience trends

Analysis of emerging technologies shaping the future of interaction

The objective is to understand and interpret the ongoing shifts in HCI rather than measure them quantitatively.

Data Presentation and Analysis:

A pie chart is used to represent the various technologies contributing to the future of HCI.

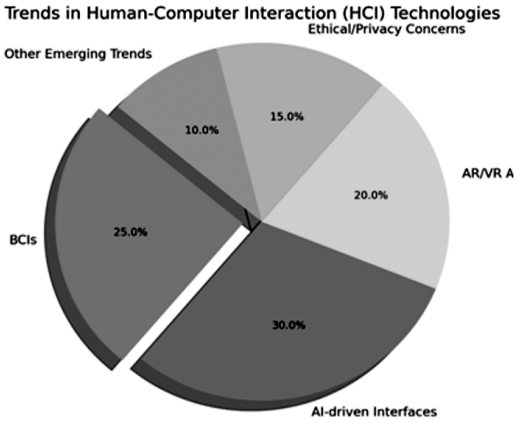

This analysis shows that AI and immersive technologies dominate the landscape. Voice and gesture interfaces are growing steadily, while brain-computer interfaces are still in the nascent stage but have immense future potential.

Current Trends in HCI:

Some of the most exciting trends in HCI that I've been observing include:

Voice-based Interfaces like Alexa, Siri, and Google Assistant are becoming more accurate and conversational.

Touchless Interfaces, especially post-pandemic, are gaining importance with technologies like gesture control and eye tracking.

AI and Personalization are enabling systems to learn user preferences and adapt accordingly.

Augmented and Virtual Reality (AR/VR) are revolutionizing gaming, education, and healthcare with immersive experiences.

Popular HCI Technologies in 2025 (Projected User Adoption):

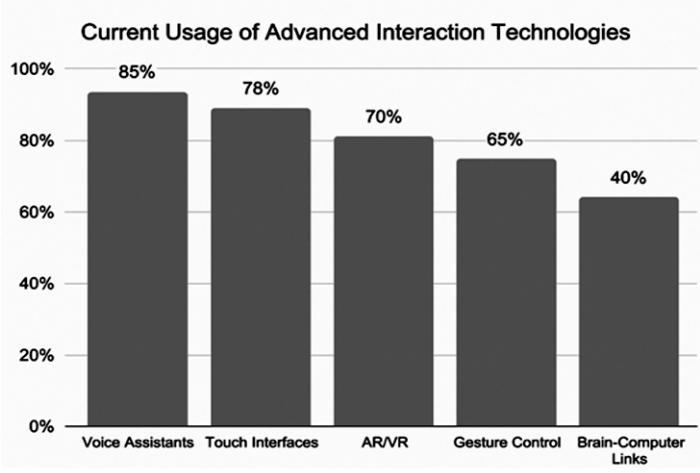

Future Possibilities:

Looking ahead, I imagine HCI becoming more **personalized, intelligent,** and even **invisible.** Some exciting developments on the horizon include:

Brain-Computer Interfaces (BCIs): Allowing users to control devices using thoughts.

Emotion Detection: Systems that can read our emotions and respond empathetically.

Wearable and Implanted Devices: Integrating technology directly into our bodies for real-time interaction.

Ubiquitous Computing: Where computing happens everywhere and becomes part of the environment.

Chart: Growth of Immersive HCI Devices (2020–2030)

Year	AR/VR Devices	Voice Devices	BCIs
2020	30 million	50 million	1 million
2025	150 million	100 million	10 million
2030	300 million	180 million	50 million

Challenges Ahead:

Of course, with innovation comes responsibility. Some of the key challenges we need to address include:

Privacy and Data Security: As HCI becomes more personal, protecting user data is critical.

Accessibility: Ensuring that all users, regardless of ability, can interact with technology.

Ethical Concerns: Especially in areas like AI-driven decision-making and emotion detection.

Digital Divide: Bridging the gap so that everyone benefits from HCI advancements.

Conclusion:

In conclusion, Human-Computer Interaction is heading towards a future where technology understands us better than ever before. As someone who is passionate about technology and its impact on society, I see HCI as a bridge between human intention and digital execution. The more natural, inclusive, and intelligent we make our systems, the more powerful and positive their

impact will be. I believe the future of HCI is not just about innovation—it's about making technology truly human.

References:

1.Dix, A., Finlay, J., Abowd, G. D., & Beale, R. (2004). Human-Computer Interaction (3rd ed.). Pearson Education.

2.Shneiderman, B., Plaisant, C., Cohen, M., Jacobs, S., Elmqvist, N., & Diakopoulos, N. (2016). Designing the User Interface: Strategies for Effective Human-Computer Interaction (6th ed.). Pearson.

3.Norman, D. A. (2013). The Design of Everyday Things: Revised and Expanded Edition. Basic Books.

4.Wired Magazine (2022). Augmented Reality is Reshaping the Way We Interact with the World. Retrieved from https://www.wired.com

5.Microsoft Research (2023). The Future of HCI: Natural Interactions and AI-Driven Interfaces. Retrieved from https://www.microsoft.com/en-us/research

6.Apple Developer (2023). Gesture and Voice Recognition in iOS and VisionOS. Retrieved from https://developer.apple.com

7.Journal of Human-Computer Studies (2021). User-Centered Design in the Age of AI and IoT. Elsevier.

8.Gartner (2023). Top Emerging Technologies in Human-Computer Interaction. Retrieved from https://www.gartner.com

9.Statista (2024). Projected Market Adoption of AR/VR, Voice, and BCI Devices (2020–2030). Retrieved from https://www.statista.com

10.IEEE Spectrum (2022). Brain-Computer Interfaces: Progress and Promise. IEEE

***

TILAK MAHARASHTRA VIDYAPEETH

Declared as Deemed to be University Under Section 3 of UGC Act 1956
Reaccredited by NAAC with 'B++' Grade

100 Years of Legacy in Education

Estd. 1921

TMV 101th Anniversary 1921-2021

Chart the Course of Your Future with a Visionary University



Sound Recording Studio with World Class Facilities

PROGRAMMES OFFERED

Ayurveda — Tel.: 020 24403080 /3035

B.A. / M.A. (Yoga) | **M.Sc.** in Nutrition & Food Science

Sanskrit & Indology — Tel.: 020 24454866

B.A. / M.A. Sanskrit & other languages | **M.A.** Indology

Commerce — Tel.: 020 24403058 / 3107 / 3096

B.Com / M.Com

Computer Science — Tel.: 020 24403089

B.C.A. in Cyber Security / Game Development
IMS (Infrastructure management services)
M.Sc. in Computer Applications
PG Diploma in Cyber Security

Japanese Language — Tel.: 020 24433290

B.A. / M.A.

Highlights

Animation Room, Indoor Outdoor Sports Facilities
Sound Recording Studio with All Facilities

Hotel Management — Tel.: 020 24403020 /3093/ 3106

B.B.A.H.T.O. | **B.H.M.C.T. (AICTE)**

Management — Tel.: 020 24403077/3042/3092

B.B.A. in HR / Finance Marketing / Digital Marketing
M.B.A. in HR / Finance/ Supply Chain Management / Marketing | **Pharmaceuticals Management**

Digital Arts — Tel.: 020 24403067/3069

B.Sc. Media Graphics in Animation VFX / Game Art & Design
M.A. in Digital Arts Animation

Journalism & Mass Communication
Tel.: 020 24403057 / 3008 / 3079 / 9112249372

B.A.J.M.C. | **B.A.** in Fashion Communication / Sound & Music Technology / Film Making / Photography / TV. Journalism | **B.Sc.** Professional Audio Technology/ Professional Video Technology | **Bachelor of Journalism - Print Media (B.J.)** | **M.A.** in Mass Communication / AD & PR/ Photography / Master of Journalism (M.J.)

Hostel

Auditorium

Seminar Hall

Canteen

Play Ground

Gym, Sports, Canteen, Sminar Hall, Conference Hall, Auditorium Hall, Judo Hall, Computer Lab with ICT Facilities

www.tmv.edu.in | Tel.: 020 - 24403000 / 24403054 | Mukundnagar, Gultekdi, Pune - 411037.
tmvenquiry@gmail.com | tmvenquiry@tmv.edu.in | intl.student@tmv.edu.in